



THE


# CAPITAL REGION PROGRESS REPORT

**PIONEER**<sup>SM</sup>  
All Together Forward™

**SIENA** SIENA COLLEGE  
RESEARCH INSTITUTE

April 11, 2025

TIMES UNION  
**martin.**



SCRI conducted the first annual Capital Region Progress Report from January 6<sup>th</sup> – January 14<sup>th</sup>, 2025.



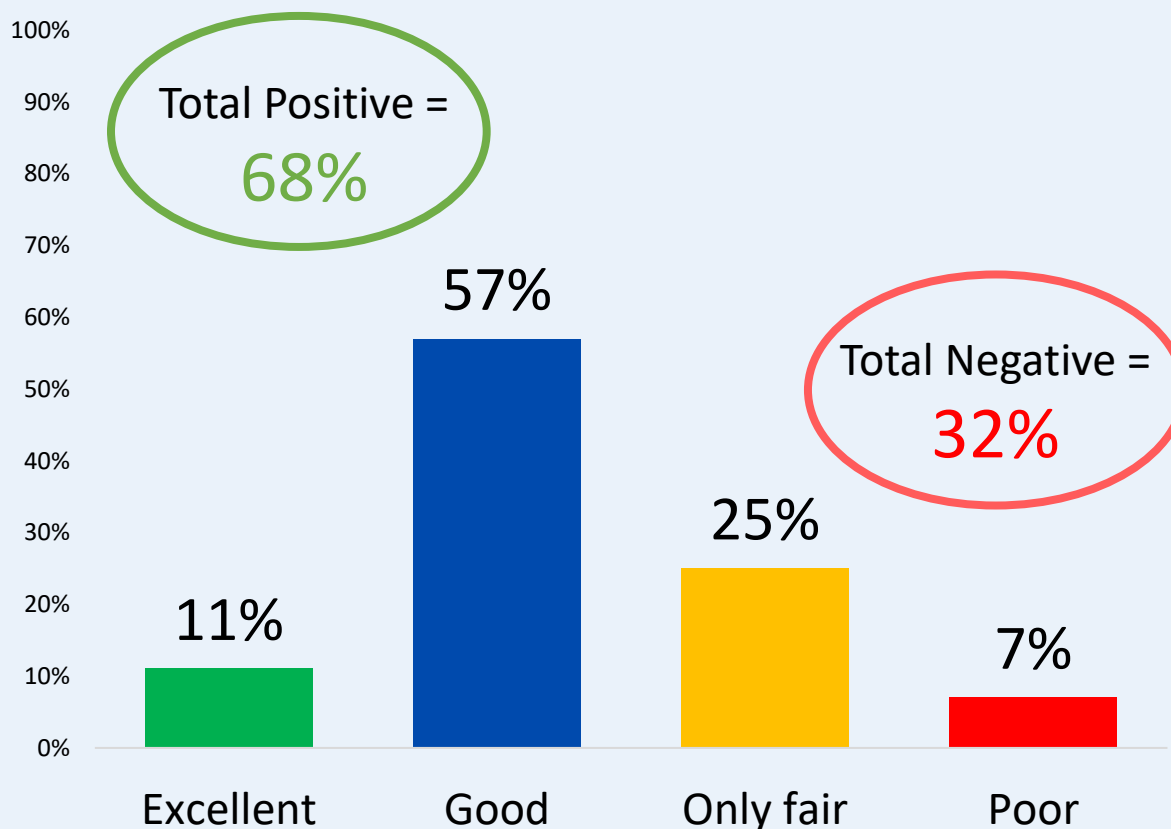
There were a total of 1,096 Capital Region residents interviewed, including those from Albany County, Rensselaer County, Saratoga County, and Schenectady County.



Additionally, SCRI conducted online interviews with 3,000 residents across the nation from January 8<sup>th</sup> – January 12<sup>th</sup>, 2025.

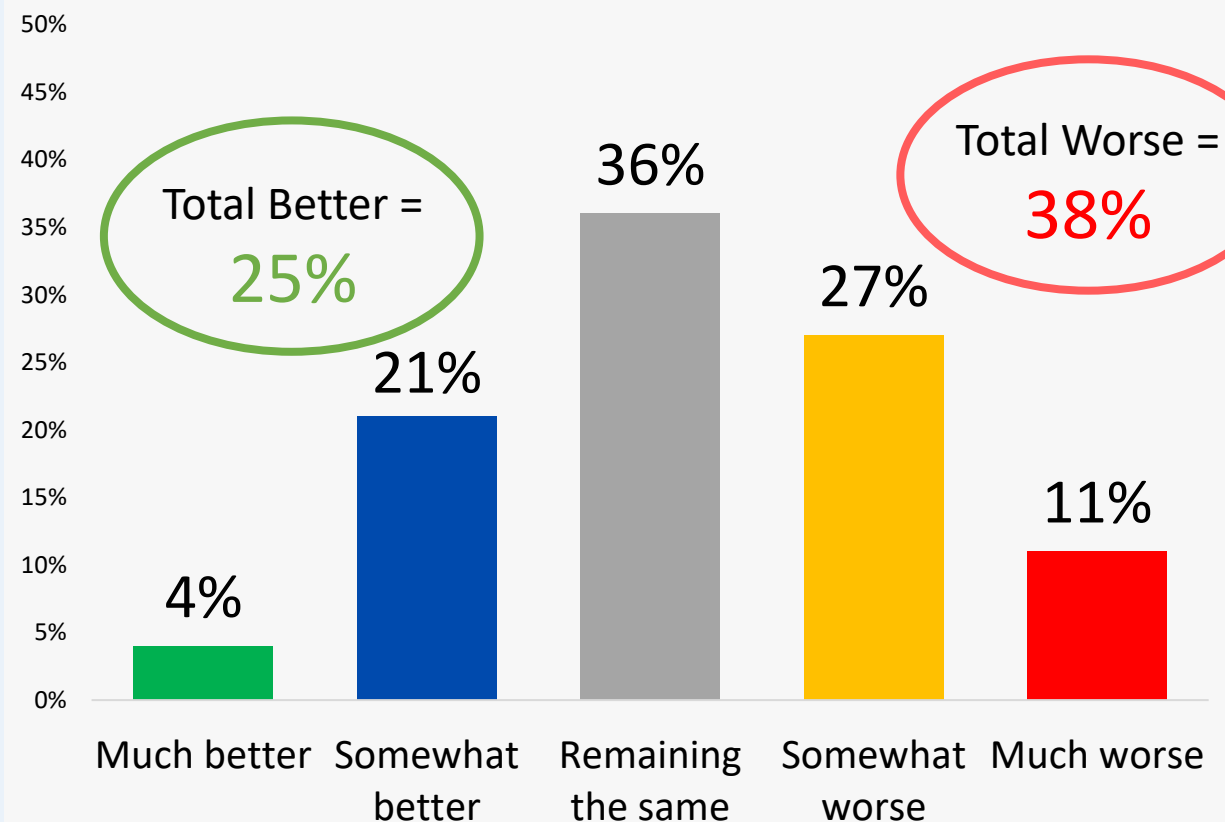
# Overall in the Capital Region

Thinking about the Capital Region, overall, would you rate the quality of life here in the Capital Region as excellent, good, only fair or poor?



*National Progress Report: Total Positive – 77%, Total Negative 23%*

As a place to live, is the Capital Region getting much better, getting somewhat better, remaining about the same, getting somewhat worse, or getting much worse?




*National Progress Report: Total Better – 36%, Total Same – 47%, Total Worse – 16%*

## Capital Region Progress Report 2025

Affordability	52 Low Only fair
Livability	61 Good
Opportunity	59 Low Good
Cultural Assets	64 High Good

Issued on April 11, 2025

X 



# Affordability – Challenges

For the following aspect of life, tell me how likely it is for a typical person in your community:

Being able to afford quality housing

48%

Total Likely  
(Very + Somewhat likely)

49%

Total Unlikely  
(Not very + Not at all likely)

Having access to affordable childcare if needed

41%

Total Likely  
(Very + Somewhat likely)

46%

Total Unlikely  
(Not very + Not at all likely)

Rate the following part of life in the Capital Region as excellent, good, only fair or poor:  
**The availability of affordable housing**

21%

Total Positive  
(Excellent + Good)

75%

Total Negative  
(Only fair + Poor)

Comparing the Capital Region to other places, would you say that the Capital Region is better or worse:  
**The overall cost of living**

23%

Total Better  
(Much + Somewhat Better)

28%

About the same

47%

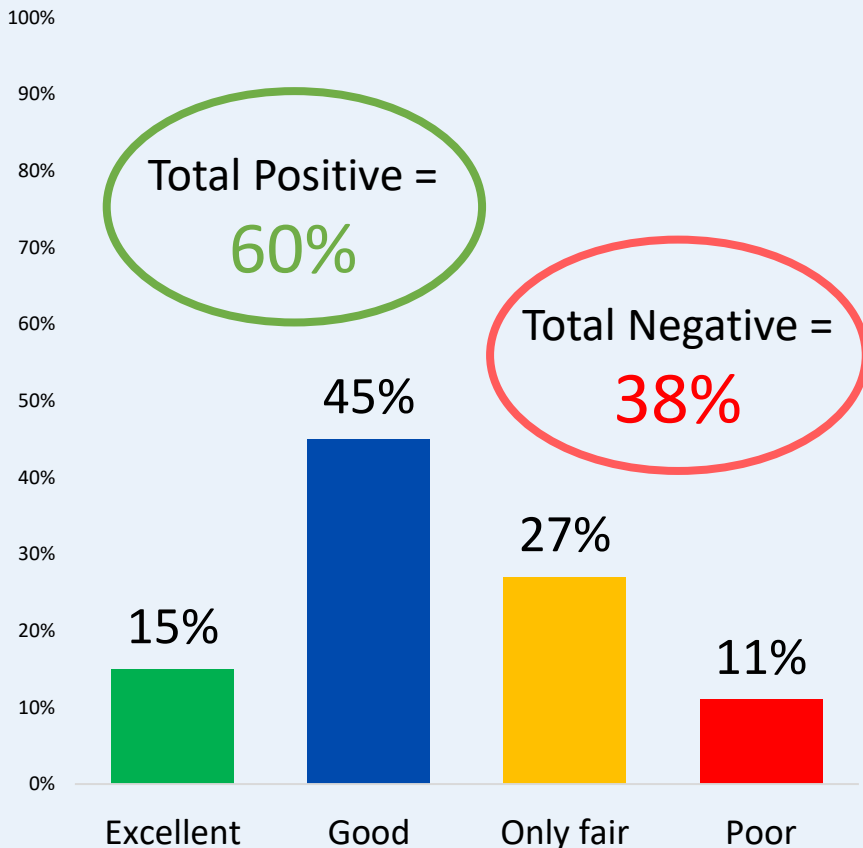
Total Worse  
(Somewhat + Much Worse)

# Affordability – Strengths

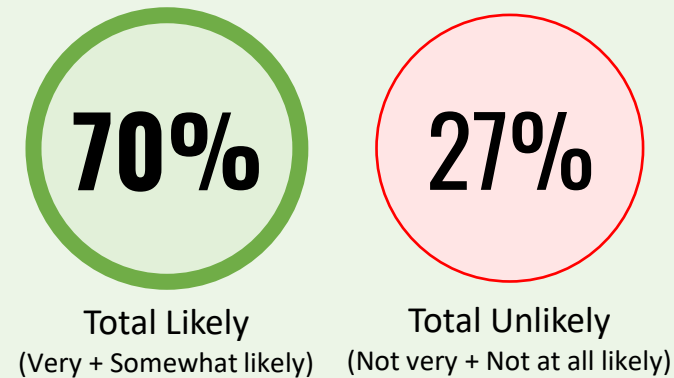
Rate the following part of life in the Capital Region as excellent, good, only fair or poor:

For the following aspects of life, tell me how likely it is for a typical person in your community:

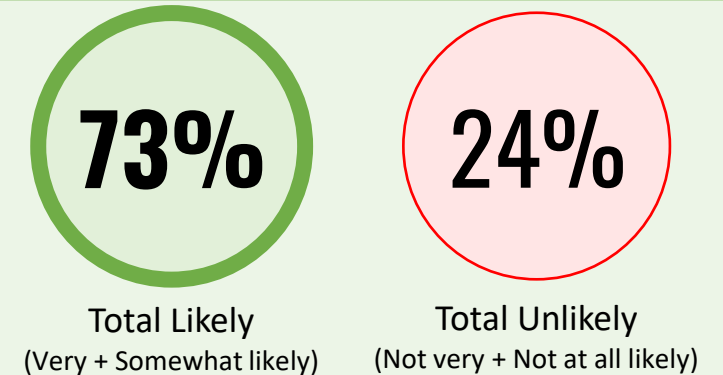
The availability of affordable, high-quality fruits and vegetables



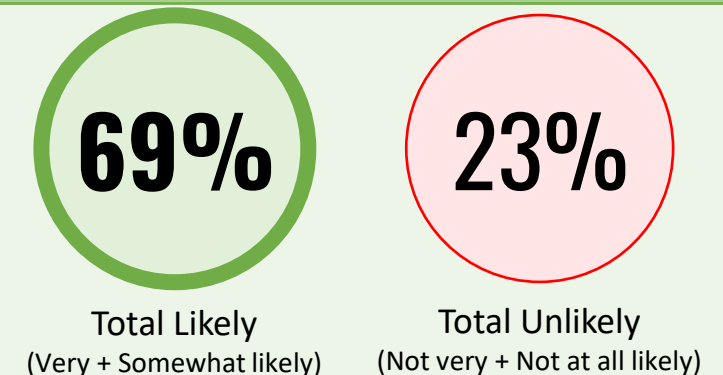
Being employed at a job that provides them with a living wage



Having an affordable internet connection



Having access to affordable adult education, including job training



# Affordability



**52**

Low Only fair

Excellent

Good

Only Fair

Poor

67

65

61

55

48

48

41

28

Internet

Education

Living wage

Food

Childcare

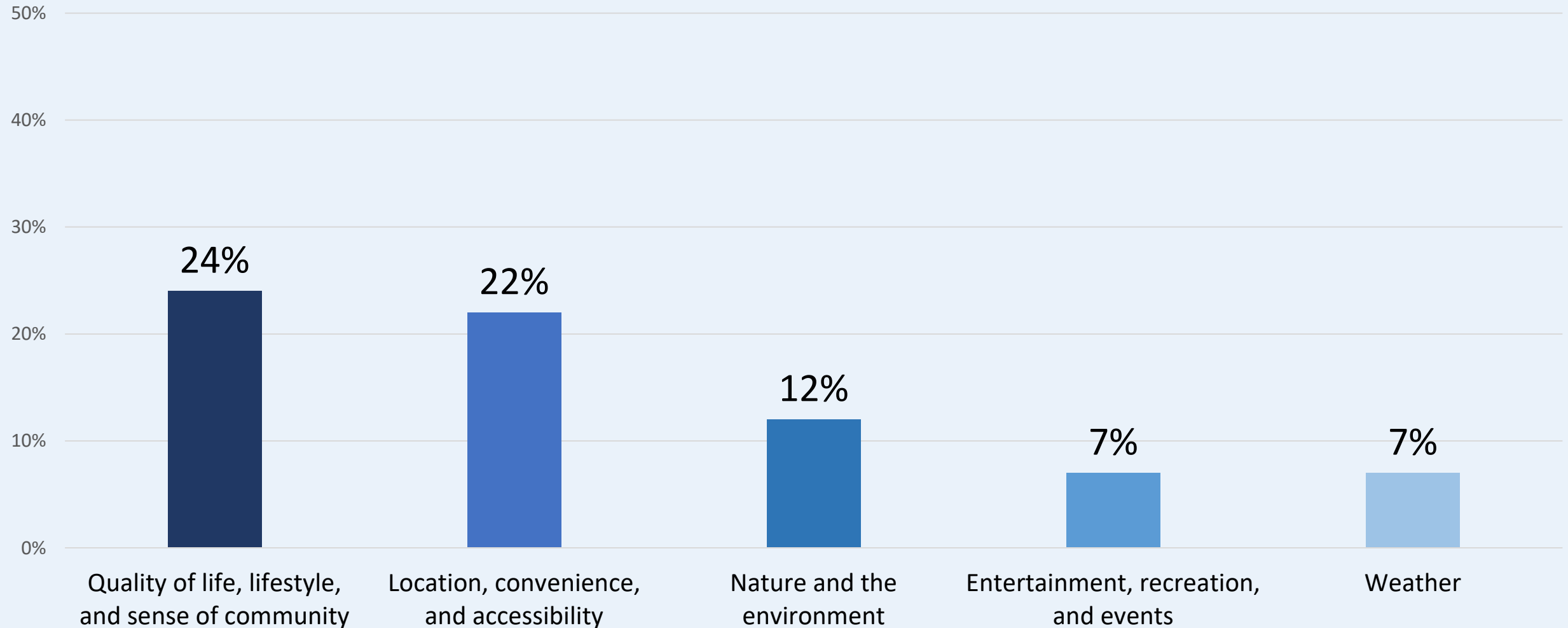
Housing  
Quality

Cost of Living

Housing Cost

# Livability – Qualitative Data

What would you say is the number one best thing about life in the Capital Region?





# Livability – Strengths

For the following aspects of life, tell me how likely it is for a typical person in your community:

Feeling safe and secure in their home

**89%**

Total Likely  
(Very + Somewhat likely)

**8%**

Total Unlikely  
(Not very + Not at all likely)

Obtaining nutritious food at a convenient location

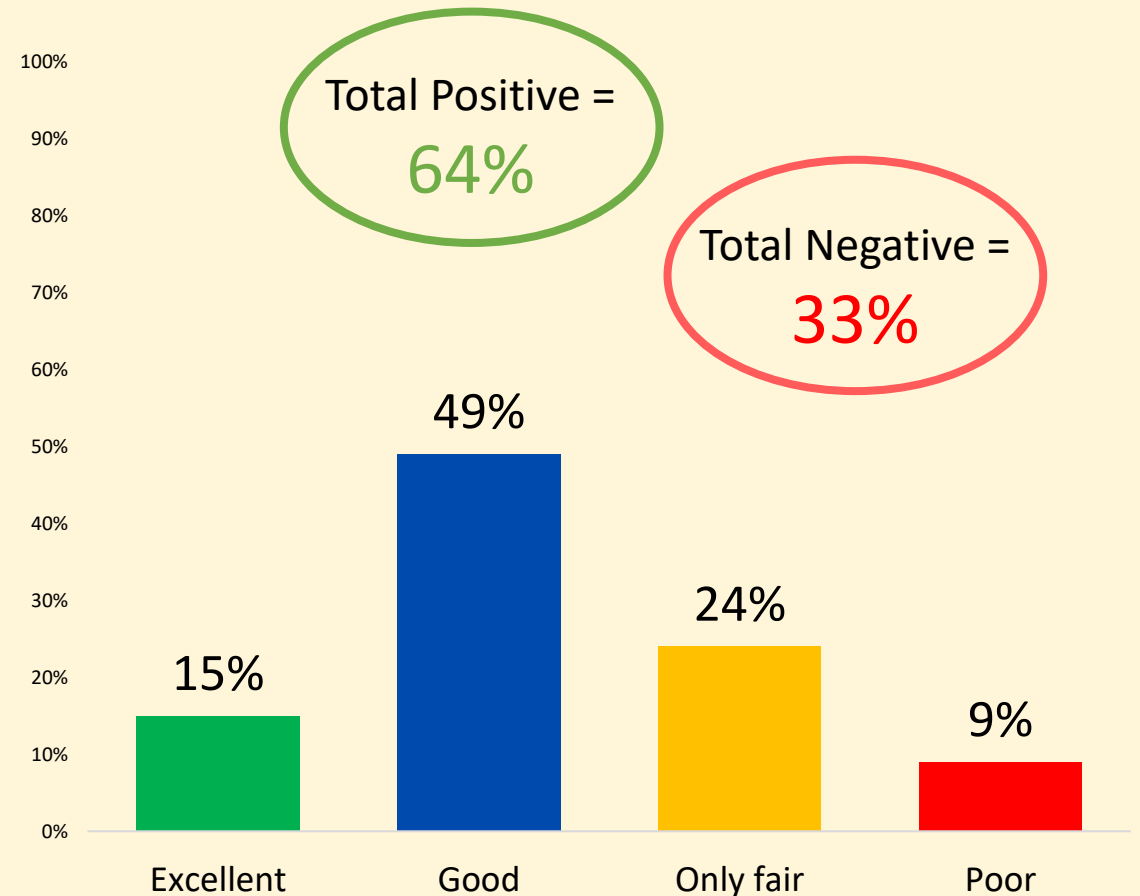
**79%**

Total Likely  
(Very + Somewhat likely)

**18%**

Total Unlikely  
(Not very + Not at all likely)

Rate the following part of life in the Capital Region as excellent, good, only fair or poor.  
**The job done by the police to keep residents safe**



# Livability – Challenges

Comparing the Capital Region to other places, would you say that the Capital Region is better or worse

Rate the following part of life in the Capital Region as excellent, good, only fair or poor:

## The quality of the environment

**45%**

Total Better

(Much + Somewhat Better)

**35%**

About the same

**19%**

Total Worse

(Somewhat + Much Worse)

## The health and fitness of most people that live here

**20%**

Total Better  
(Much + Somewhat Better)

**53%**

About the same

**32%**

Total Worse  
(Somewhat + Much Worse)

## The weather

**24%**

Total Better

(Much + Somewhat Better)

**42%**

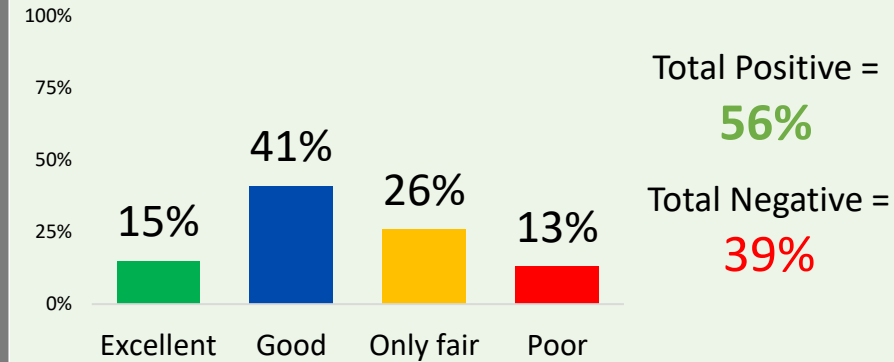
About the same

**32%**

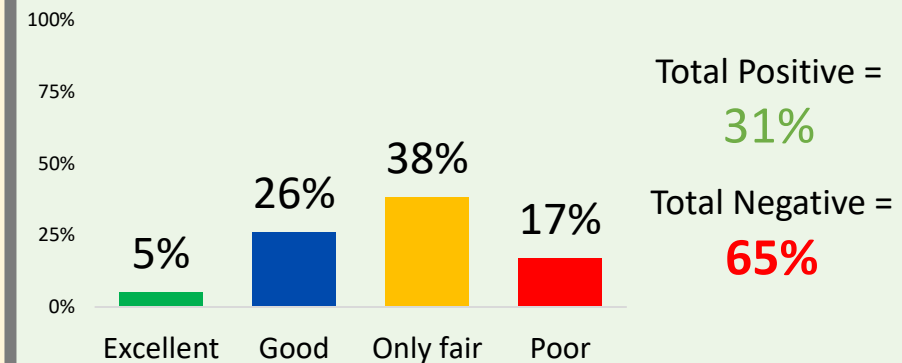
Total Worse

(Somewhat + Much Worse)

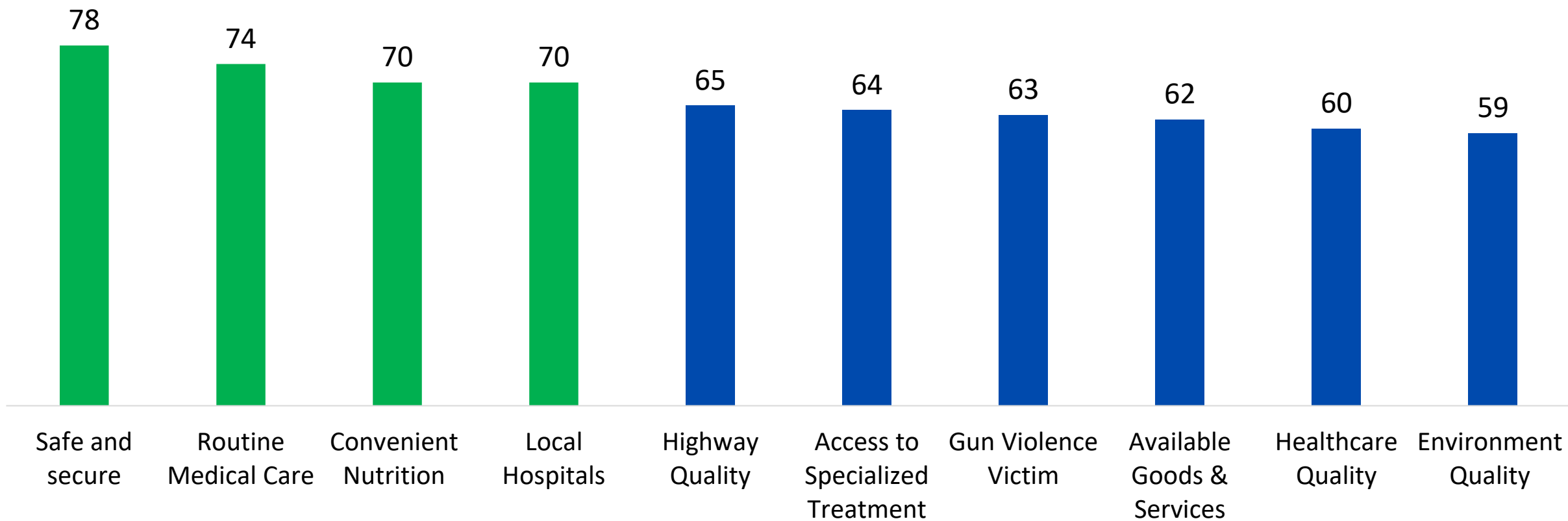
## The quality of public education



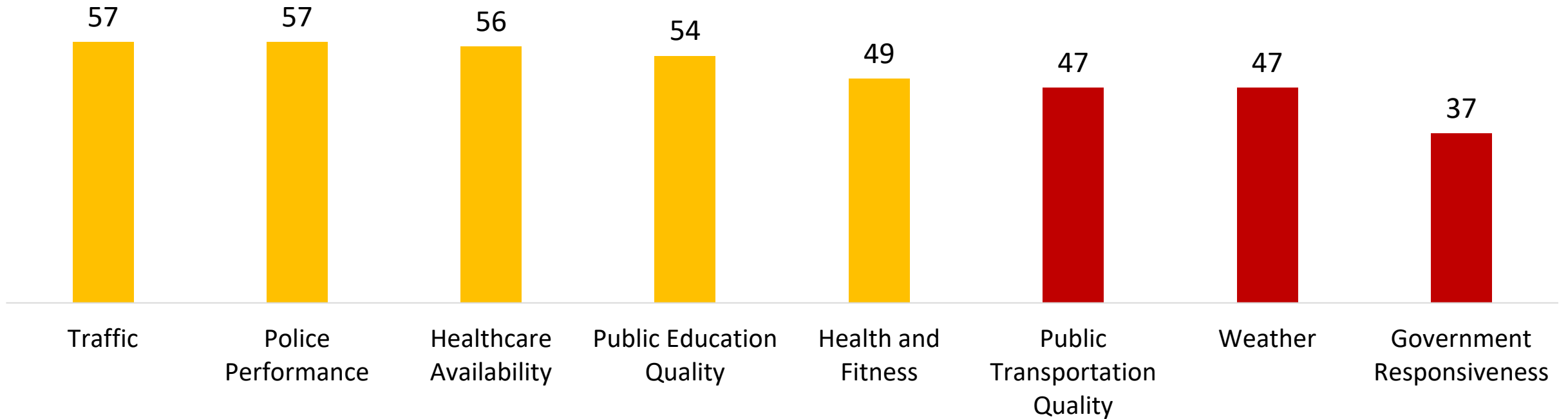
## How responsive local government is to the needs of residents



# Livability I



# Livability II

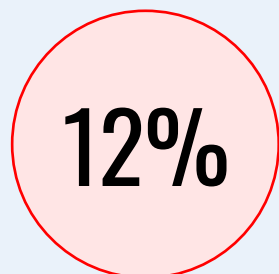


# Opportunity – Plus and Minuses

For the following aspect of life, tell me how likely it is for a typical person in your community:  
**Receiving quality education for their children**



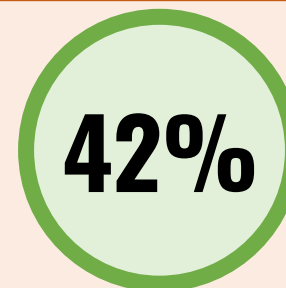
Total Likely  
(Very + Somewhat likely)



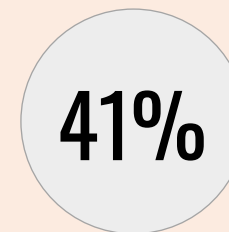
Total Unlikely  
(Not very + Not at all likely)

How likely do you think it is that a typical young person in your community will experience each of the following?

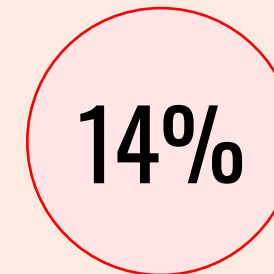
**Get a job with opportunities for advancement**



Total Likely  
(Almost certain + Very Likely)

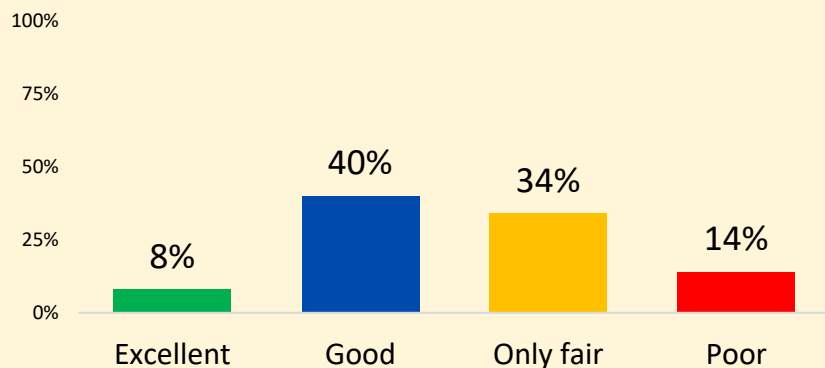


A toss-up



Total Unlikely  
(Not very likely + Not at all likely)

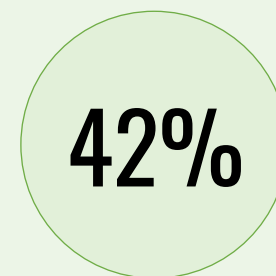
Rate the following part of life in the Capital Region as excellent, good, only fair or poor:  
**As place where businesses can be successful**



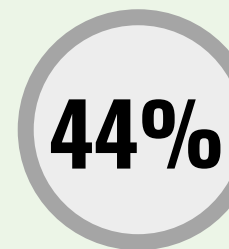
Total Positive =  
48%

Total Negative =  
48%

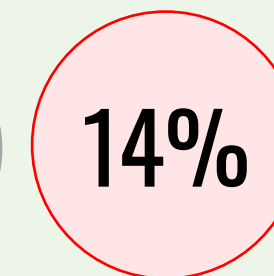
**Build a successful life in the Capital Region**



Total Likely  
(Almost certain + Very Likely)



A toss-up



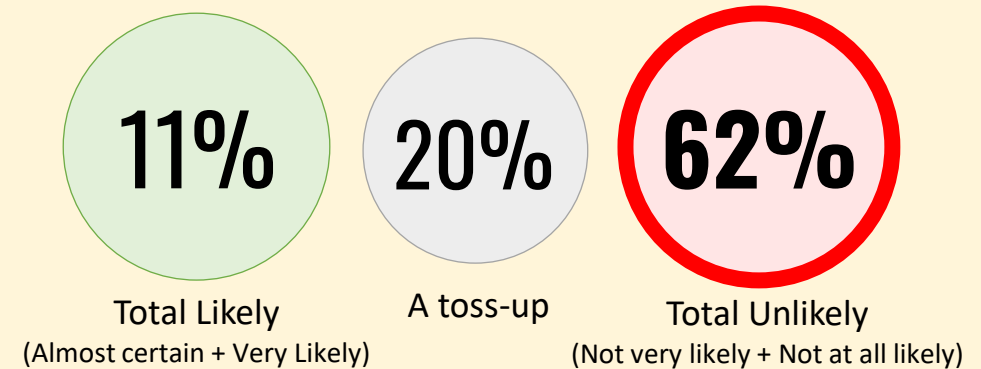
Total Unlikely  
(Not very likely + Not at all likely)

# Opportunity – Young People

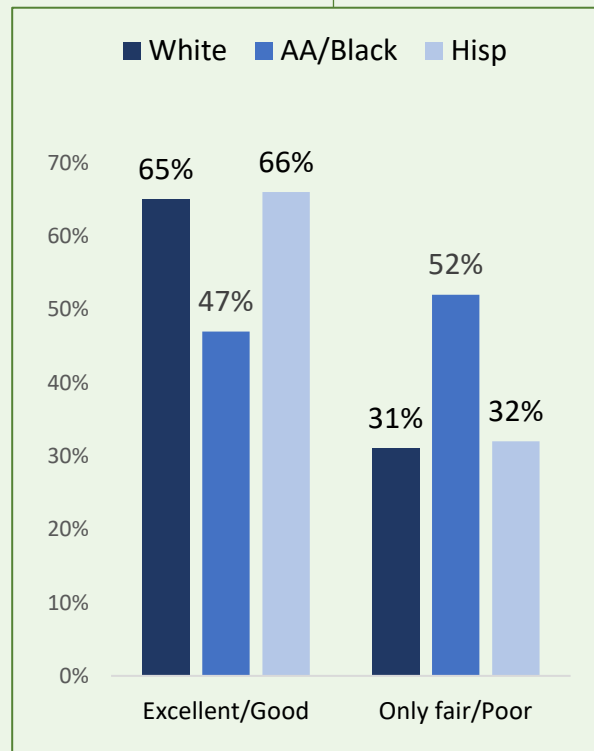
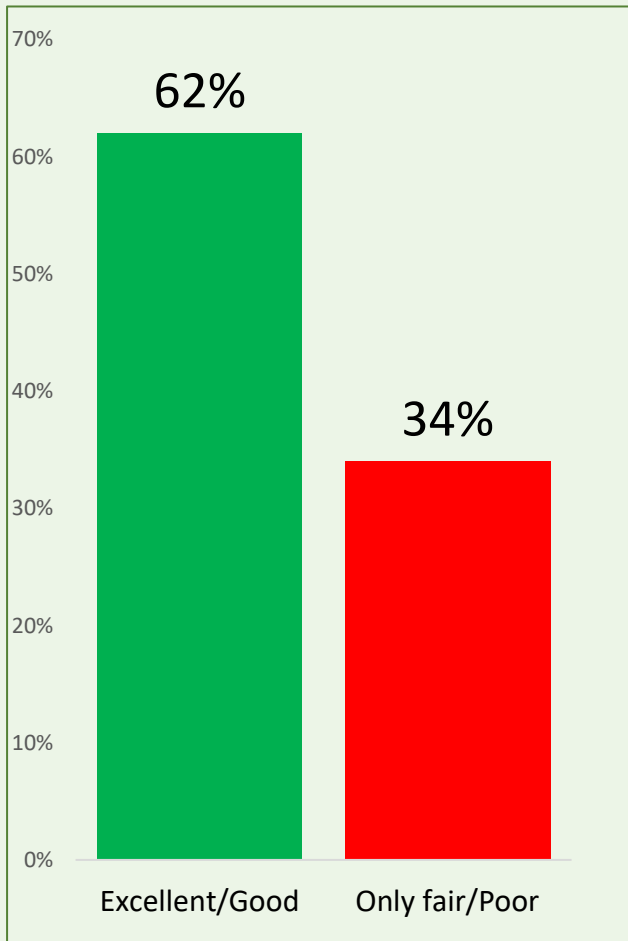
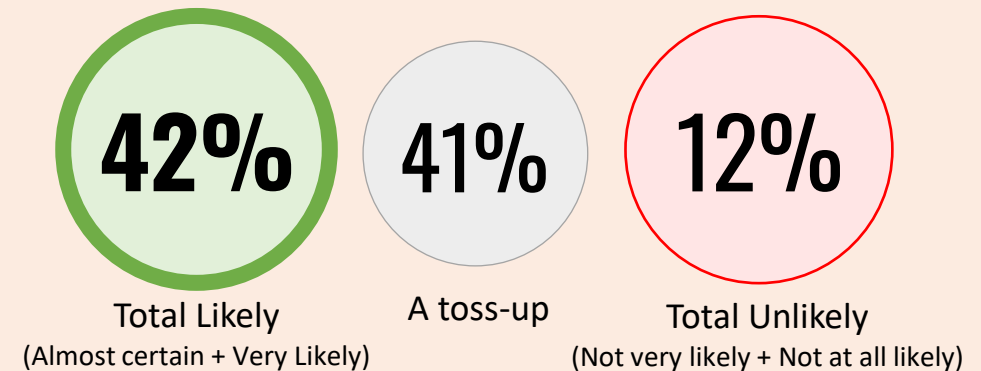
Rate the following part of life in the Capital Region as excellent, good, only fair or poor.  
**As a place to raise children**

How likely do you think it is that a typical young person in your community will experience each of the following?

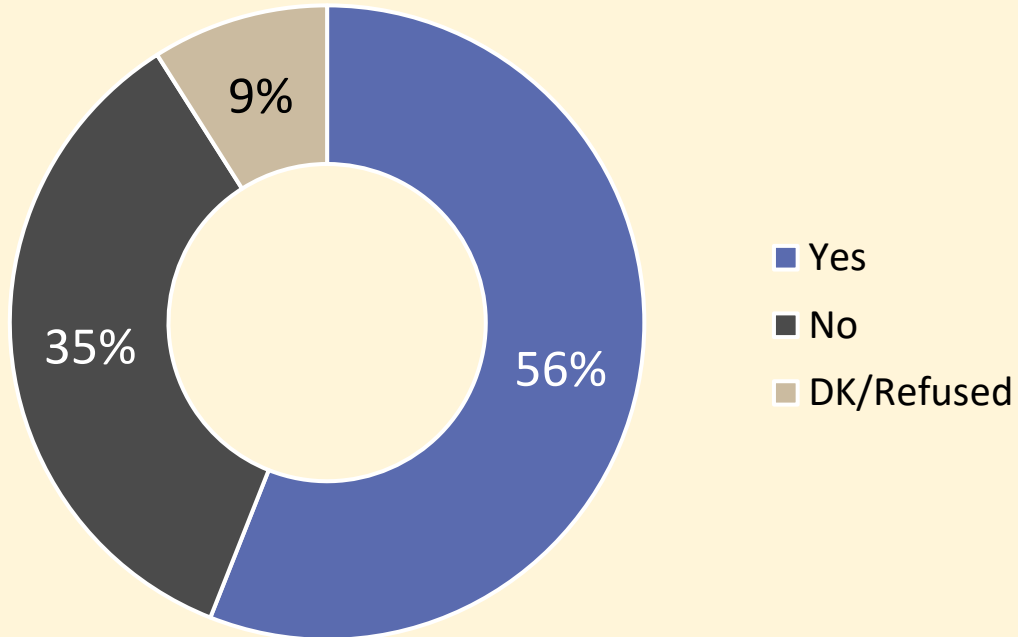
## Be in a gang



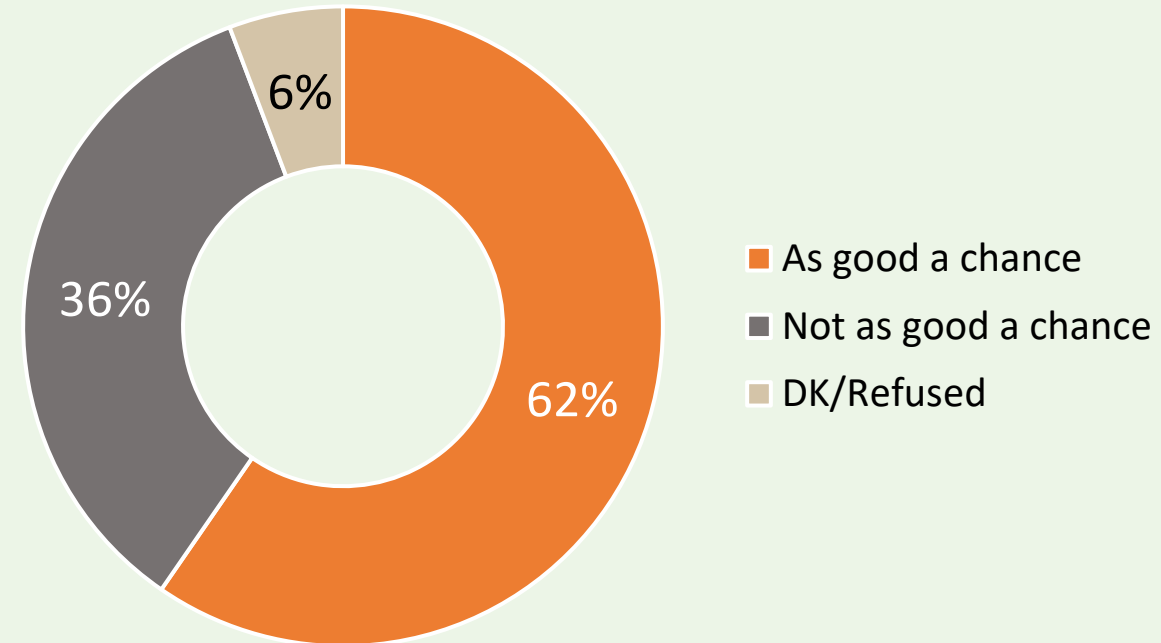
## Abuse drugs or alcohol



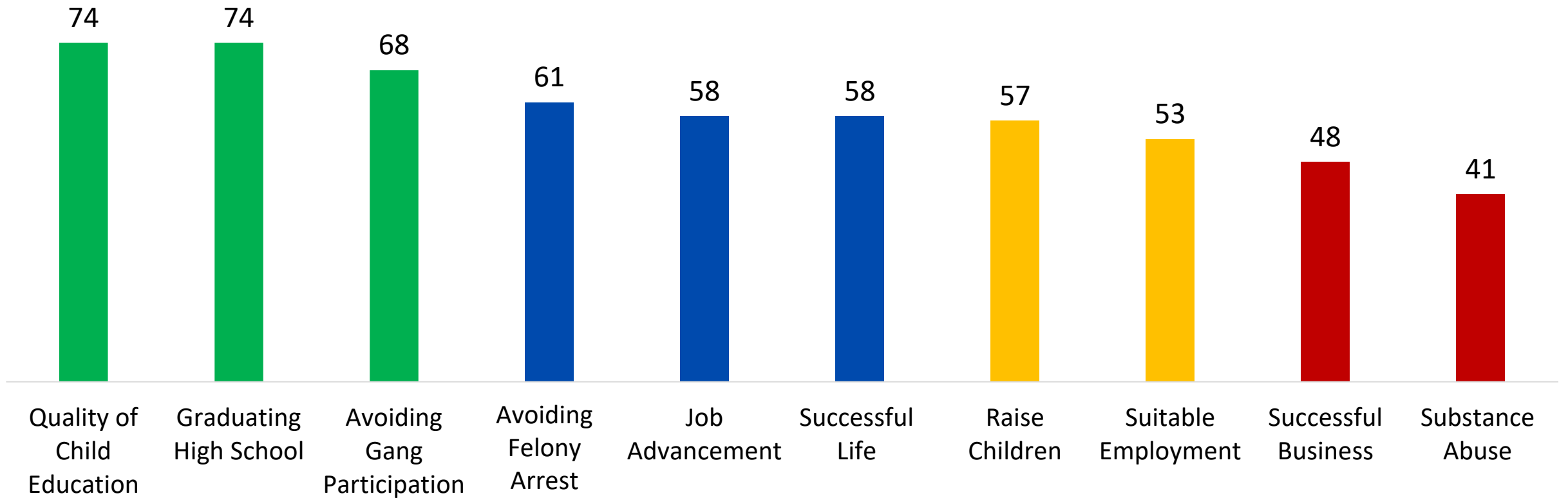
Do you think minorities who live in your community experience racial or ethnic discrimination, or not?



In general, do you think minorities including Blacks, Latinos and Asians have as good a chance as Whites in the Capital Region to get any kind of job for which they are qualified, or don't you think they have as good a chance?



# Opportunity





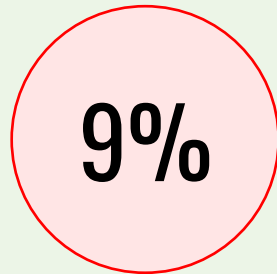
# Cultural Assets – Strengths

To what degree – a lot, somewhat, not very much or not at all, do you think each of the following improves quality of life here in the Capital Region?

Performance venues like Proctors, the Egg, SPAC or the Palace theatre



Total Strong Effect  
(A lot + Somewhat)



Total Weak Effect  
(Not very much + Not at all)

Colleges and universities in the Capital Region



Total Strong Effect  
(A lot + Somewhat)



Total Weak Effect  
(Not very much + Not at all)

Nearby recreational opportunities



Total Strong Effect  
(A lot + Somewhat)

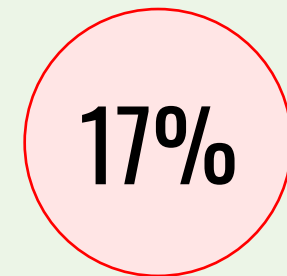


Total Weak Effect  
(Not very much + Not at all)

Albany International Airport



Total Strong Effect  
(A lot + Somewhat)



Total Weak Effect  
(Not very much + Not at all)

# Cultural Assets – Second Tier

To what degree – a lot, somewhat, not very much or not at all, do you think each of the following improves quality of life here in the Capital Region?

## The MVP Arena

**69%**

Total Strong Effect  
(A lot + Somewhat)

**23%**

Total Weak Effect  
(Not very much + Not at all)

## Saratoga Race Course

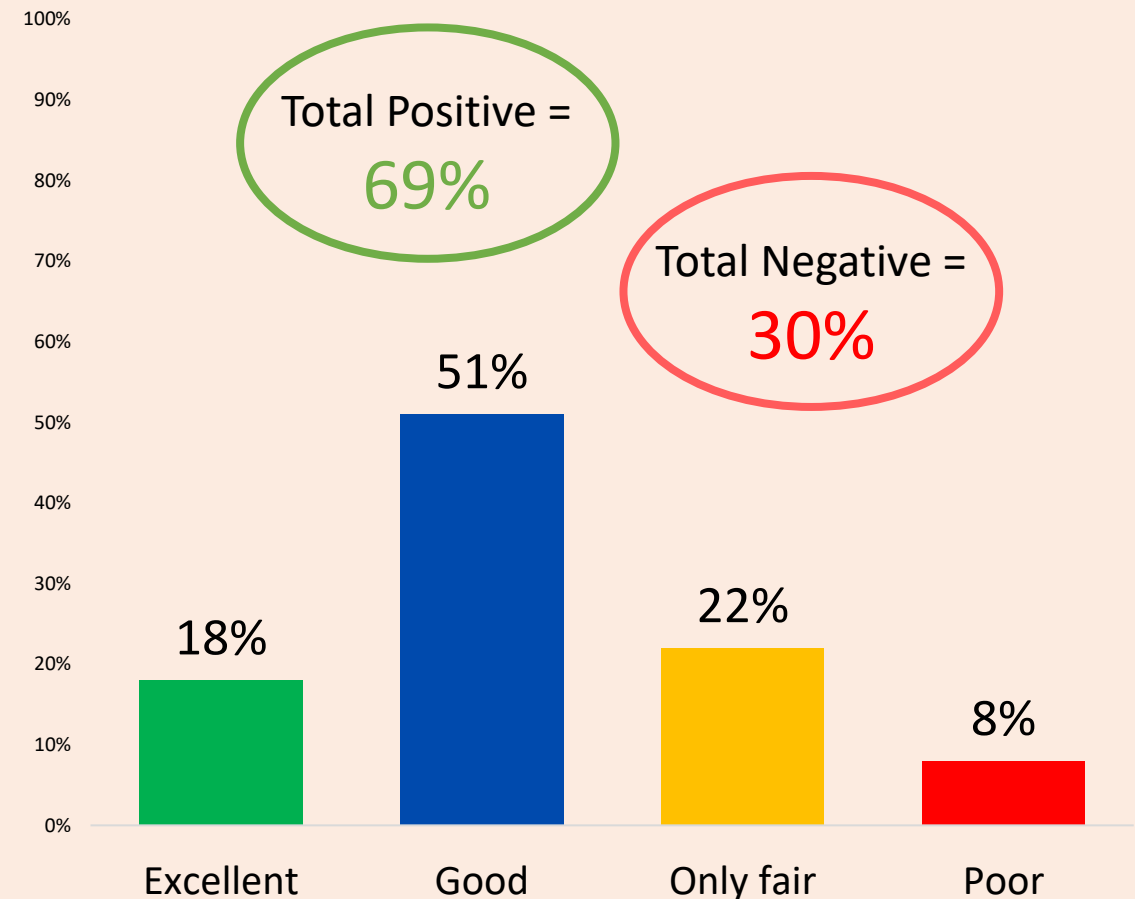
**65%**

Total Strong Effect  
(A lot + Somewhat)

**29%**

Total Weak Effect  
(Not very much + Not at all)

Rate the following part of life in the Capital Region as excellent, good, only fair or poor.  
**The condition of public parks, and other public recreational facilities**

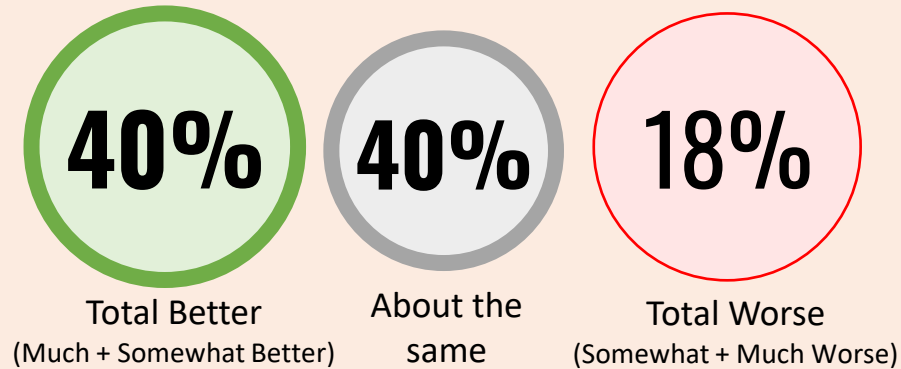


# Cultural Assets – Challenges

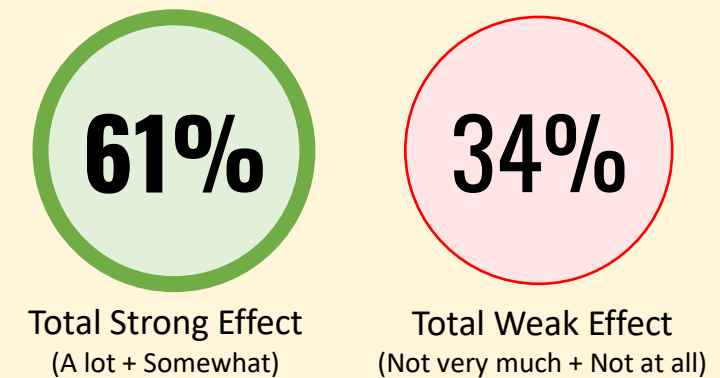
Comparing the Capital Region to other places, would you say that the Capital Region is better or worse

To what degree – a lot, somewhat, not very much or not at all, do you think each of the following improves quality of life here in the Capital Region?

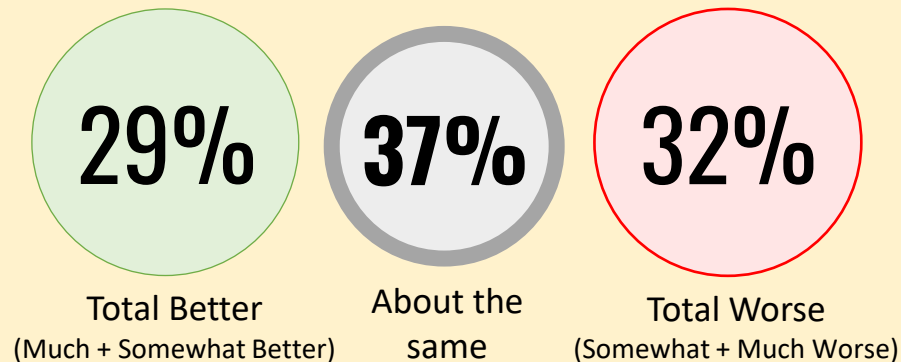
## The quality of local restaurants



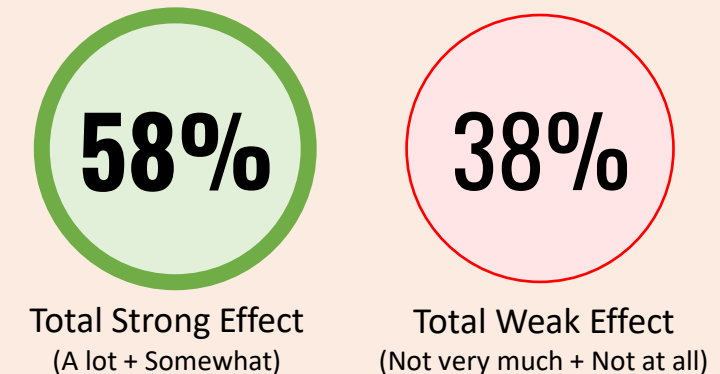
## Local media outlets



## Having family entertainment attractions



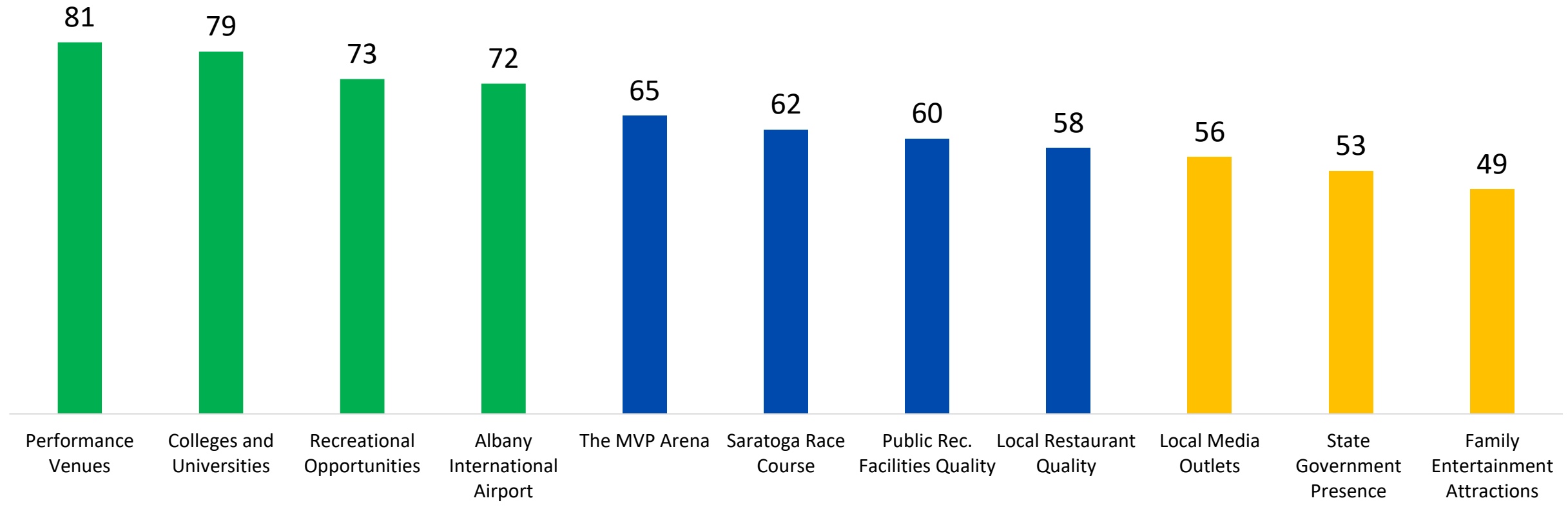
## The presence of State Government here in Albany



# Cultural Assets



**64**  
High Good



## Capital Region Progress Report 2025

Affordability

**52**  
Low Only fair

Livability

**61**  
Good

Opportunity

**59**  
Low Good

Cultural Assets

**64**  
High Good

Issued on April 11, 2025

X 



## National Progress Report 2025

Affordability

**56**  
High Only fair

Livability

**63**  
Good

Opportunity

**60**  
Good

Issued on Month XX, 2025

X 





**BOYS & GIRLS CLUBS**  
OF THE CAPITAL AREA



ALBANY HOUSING  
AUTHORITY

