



SIENA College™

The education for a lifetime



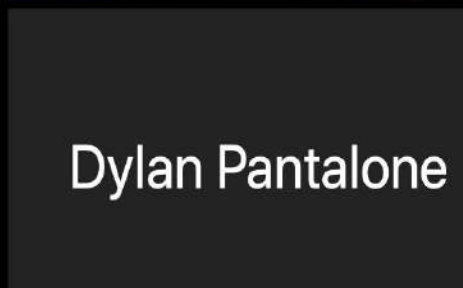
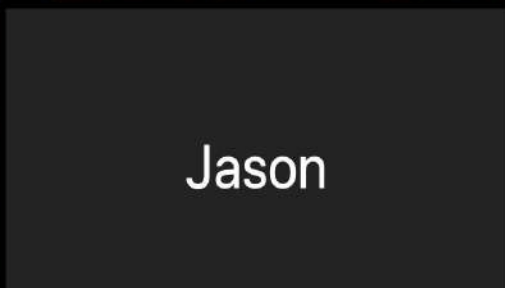
Emergency Preparedness in New York State

AGENDA

1. INTRO TO CLASS
2. COURSE METHODOLOGY
3. SURVEY & INTERVIEWS
4. DATA ANALYSIS
5. CONCLUSION
6. RECOMMENDATIONS
7. QUESTIONS



Our Class and Its Researchers



Who Are the Researchers?

We are a group of Siena College students (freshman-seniors) majoring in fields ranging from communications to actuarial science and a committed staff member of the college further enhancing her great research skills, that is led by two experienced community leaders dedicated to the community's cooperative development

Jason

Dylan Pantalone

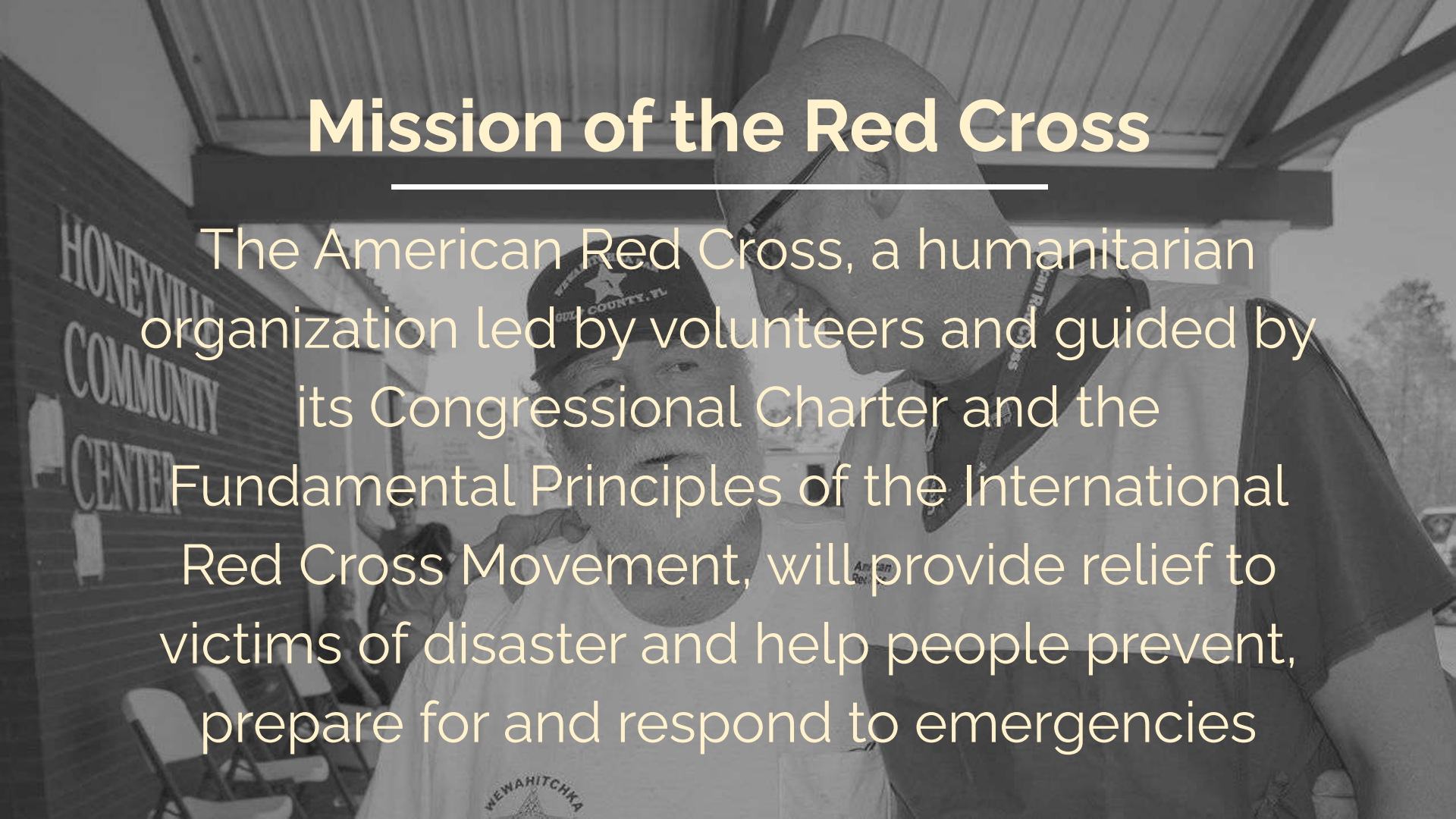


Mission of the Class

To research and assess emergency and disaster preparedness across New York State in partnership with the region's American Red Cross and the Siena College Research Institute

Mission of the Red Cross

The American Red Cross, a humanitarian organization led by volunteers and guided by its Congressional Charter and the Fundamental Principles of the International Red Cross Movement, will provide relief to victims of disaster and help people prevent, prepare for and respond to emergencies



Overview of Course



- Learn about community based research
- Build relationship with community partner & assess needs
- Develop and carry out a community research project
- Results of research project are presented to the Red Cross

Class Structure and Methodology used for Research

1. Introduction to community based research (CBR)
2. Presentation of history and current work of American Red Cross
3. Deeper look at CBR and case studies
4. Interviews conducted (34 total)
5. Survey conducted (603 NYS residents)
6. Data analysis from survey
7. Creation of presentation and press release
8. Presentation of findings to Red Cross



Lessons & Insight from the American Red Cross

1. There is more work to be done to further educate NYS residents regarding emergency preparedness and response protocol
2. Time is crucial during a disaster and every second counts
3. Proper education and preparation can save lives



**American
Red Cross**

34 Total Interviews

- Law enforcement and first responders
- Public officials
- Business owners
- Lay community members
- Landlords and contractors
- Education personnel
- Red Cross volunteers
- Red Cross managers
- A fmr. Red Cross president
- Among others!



American
Red Cross



Survey-April 1-5, 2020



Sample
(n=603 NYS Residents)

Survey

- Screening Questions
- Survey Breakdown
 - a. Disaster Concern Questions
 - b. Home Preparedness
 - c. Info/Support
- Demographics



Results and Data Analysis

Chapter I: Disaster Concerns



Chapter II: Fire Safety



Chapter III: Emergency Information





DISASTER CONCERNS

New York Residents Are Concerned About Disasters

Type of Disaster	Concern Score	Most Likely	SINGLE Most Concerned
Pandemic Illness (not including the coronavirus)	69	16%	24%
Cyber Attack	64	11%	7%
Terrorist Attack or Other Mass Violence Attack	60	14%	26%
Home or Residence Fire	54	9%	13%
Major Infrastructure Failure	54	6%	6%
Natural Disaster (Earthquake, tornado, severe blizzard, major flooding)	46	39%	21%

Concern Score out of 100= How concerned

In the event of an emergency, **73%** of NYS residents say they are informed about how to prepare



64% At least somewhat prepared for a natural disaster

60% At least somewhat aware of social services available after a disaster





FIRE SAFETY

Thinking specifically about fire safety:

- **13%** say they are **most** concerned about a home or residence fire
- **9%** say this is the most likely to happen
- **91%** say they have at least 1 smoke detector



****The Red Cross recommends you should have at least one smoke detector in and outside every sleeping area, on each floor of the house & a house fire escape plan in place*

Of the **61%** who have a plan, **half** have practiced it in the past 12 months



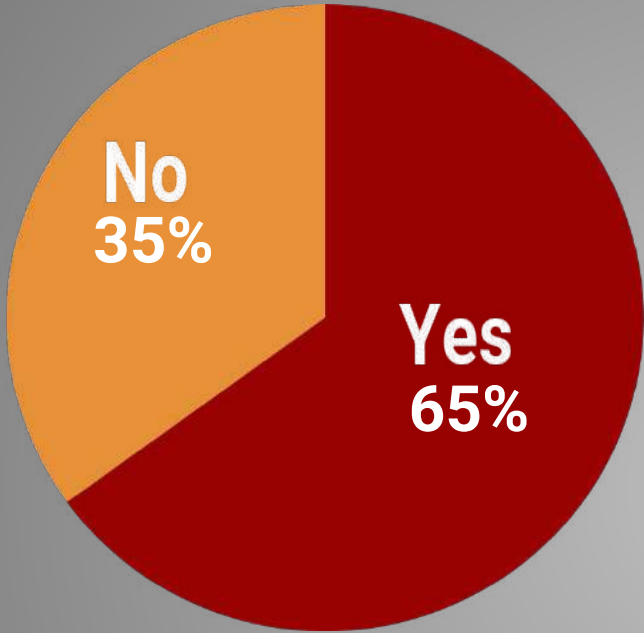
AND

65% of all residents say they have a place to stay if they lost their residence in a fire



61% of residents have fire emergency escape plans in place; **75%** households with children have a plan and practiced the plan more frequently

Number of Times Fire Escape Plan Practiced in Past 12 Months					
Children in Household	>3 times	3 times	2 times	1 time	Not at All
Yes	18%	16%	21%	21%	24%
No	6%	3%	12%	17%	61%

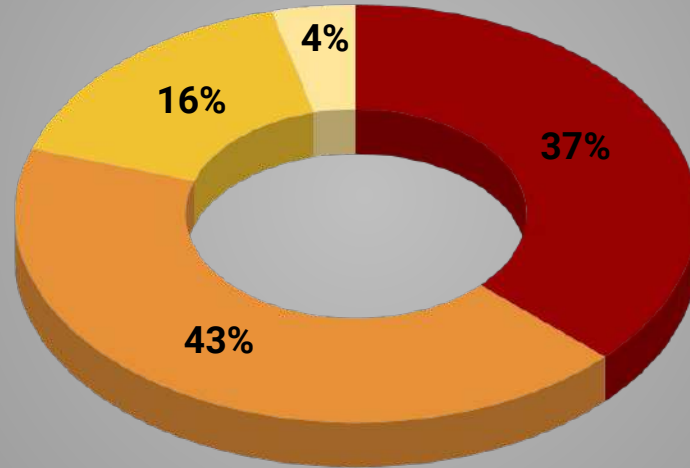


Do you have a place to live temporarily if you lose your house or residence in a fire?

Impact of Income Level

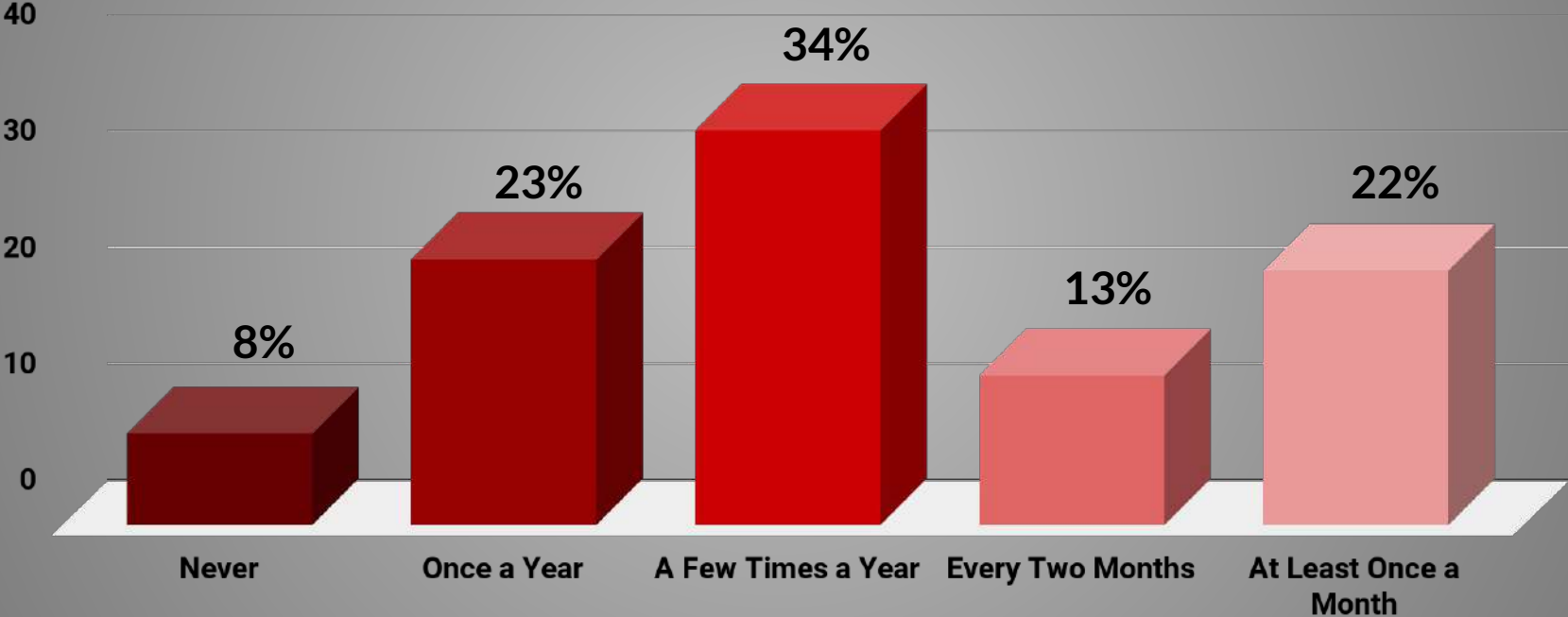
Temporary housing		
Income	Yes	No
< 25K	58%	42%
25K - 49K	57%	43%
50K - 99K	65%	35%
> 100K	78%	22%

Familiarity with basic fire safety measures (Such as how often to test or change a smoke detector)

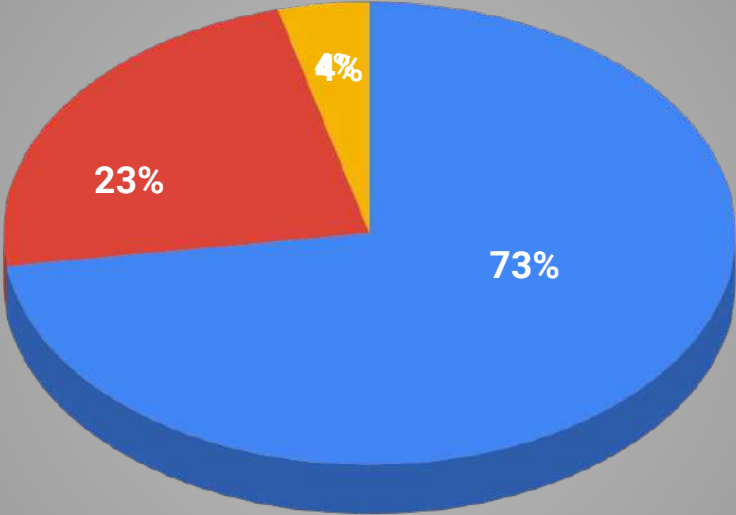


- **Very Familiar**
- **Somewhat Familiar**
- **Not Very Familiar**
- **Not at All Familiar**

How often do you test the smoke detectors in your household?



Perception of how long it takes to escape in the event of a fire



● Less Than Five Minutes ● Five to Ten Minutes ● More Than Ten Minutes

**** Individuals have two minutes on average to escape a burning building*



EMERGENCY ALERT SYSTEM

EMERGENCY INFORMATION

Then we asked, how else do you prepare and where do you get your information for all disasters?



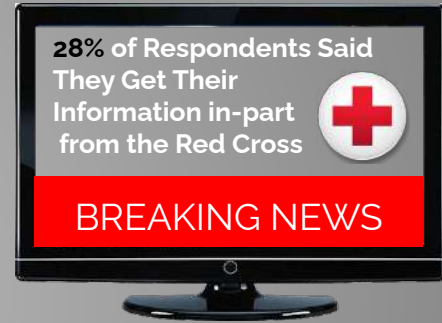
How Often Have You Engaged in Each Activity in the Past 12 Months?

	Somewhat/ Very Often
Visited a Website to review Information about Emergency Preparedness	33%
Donated to a Charity or Non-Profit Organization Dedicated to Emergency Preparedness and/or Disaster Relief	31%
Talked with Members of their Household about What to Do in the Case of a Natural Disaster or Other Emergency*	31%
Attended a Course on Emergency Preparedness	30%
Attending Meeting to Learn about Preparing for a Disaster	25%
Written to or Called a Political Leader to Advocate for Emergency Preparedness	21%

Talked with Members of their Household about What to Do in the Case of a Natural Disaster or Other Emergency was not applicable to 15% of those surveyed due to them living alone


Top 5 Sources of Information Regarding Emergency Preparedness

1. TV or Radio News Segment - **50%**
2. Friends and Family - **44%**
3. Internet Sites (such as Google) - **37%**
4. Newspapers - **32%**
5. Social Networking Sites & Local Fire Department - **31%**



Where do you get emergency notifications from?

1. TV/Radio - **64%**
2. Friends & Family & Cell Phone Emergency Alert System (FEMA) - **48%**
3. Text Notifications - **47%**
4. Online News - **45%**
5. Social Networking Sites - **38%**
6. Their Employer - **17%**
7. Robocall - **13%**
8. Other - **1%**



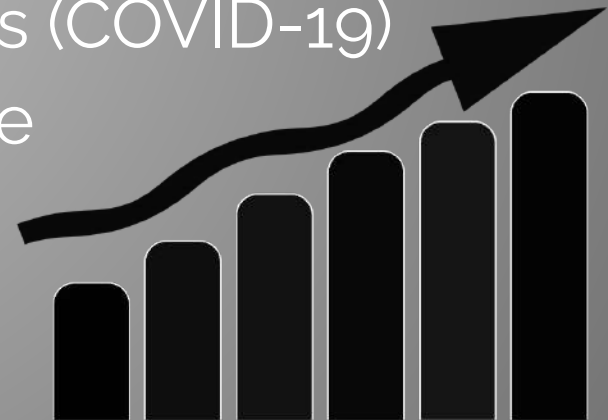
FEMA

CONCLUSION

We are concerned about many types of disasters, both natural and man made

but we are not sufficiently prepared...

when we come out of the Coronavirus (COVID-19) Pandemic, let's get prepared for these other potential disasters



Recommendations

1. Continue to Focus on Children's Educational Programs
2. Increase Social Media Presence



Questions?

