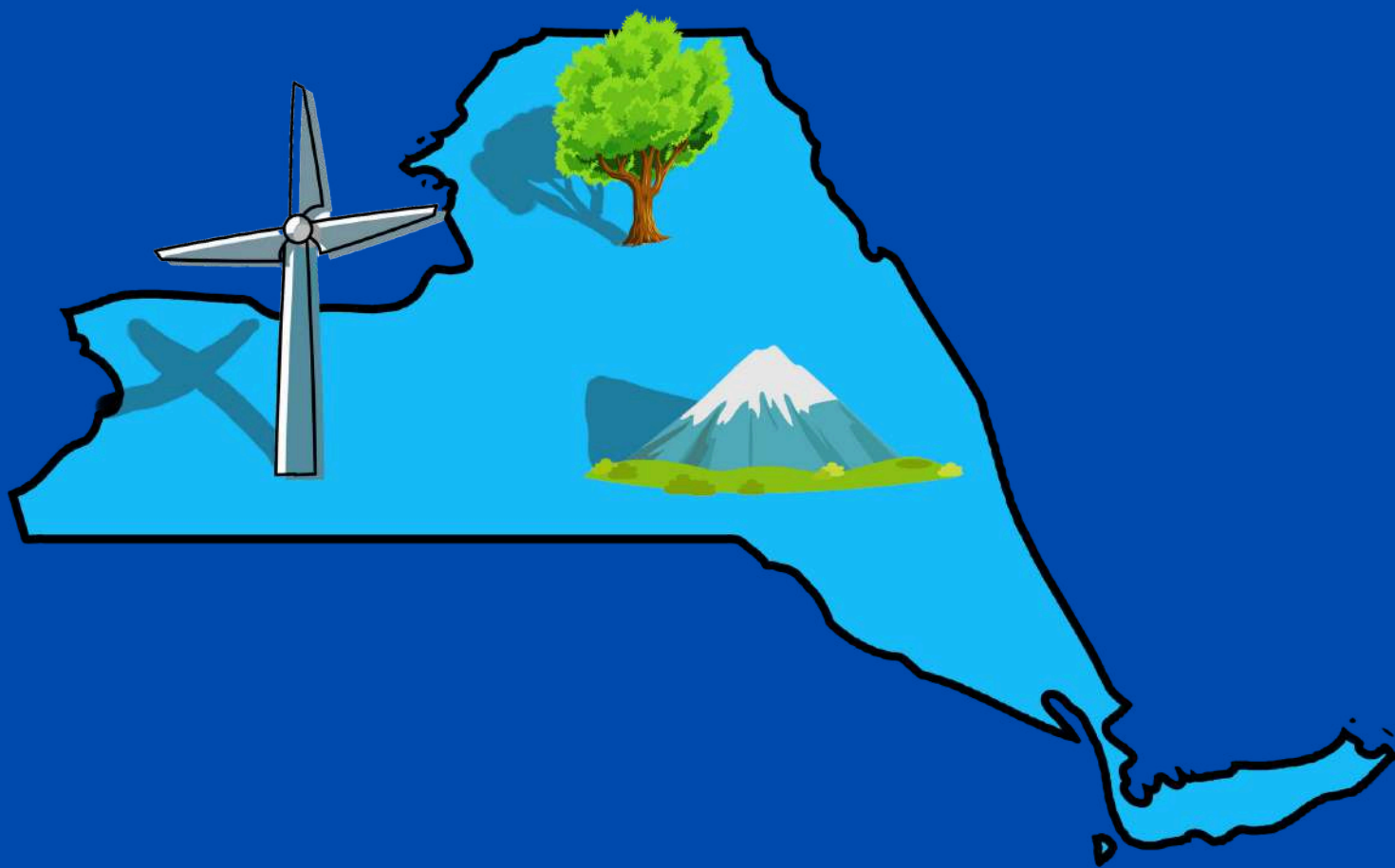


NEW YORK ENVIRONMENTAL ISSUES STUDY



**COMD210 - Community Research and
Consulting**

Table of Contents

- 3 - Our Community Partner - Environmental Advocates NY
- 4 - SCRI and ACE Partnership
- 5 - Summary
- 6 - Methodology
- 7 - NYS Environmental Actions/Behaviors
- 8 - NYS Environmental Experiences
- 9 - NYS Environmental Policy Support
- 10 - NYS Environmental Beliefs
- 11 - NYS Environmental Concerns
- 12 - Guest Speakers
- 13 - Thank You Page



Environmental Advocates NY

Our partner, EANY is a driving force in making NY sustainable

Mission	Values
<p>We envision a future where:</p> <ul style="list-style-type: none">• Clean water, air, and a stable climate are recognized as fundamental human rights.• People and communities are healthy, vibrant, resilient, and frontline.• Disadvantaged and BIPOC communities will no longer experience disproportionate environmental burdens and racial injustice.• Biodiversity and ecosystems are restored, protected, and flourishing.• Economies, communities, and lifestyles are liberated from fossil fuels.• Our state leads its region and the nation in achieving fair and just environmental solutions and outcomes.	<p>Our values are:</p> <ul style="list-style-type: none">ExpertiseCollaborationJusticeDiversityResultsLeadership

SCRI and ACE Partnership



SCRI provides this class with the information to help lay the foundation for the future while preparing students with the tools required to be successful in the professional world.



The Sienna College Center of Academic Community Engagement (ACE) provides members of this class with experiential learning opportunities. This is based on the Equity centered comment engagement Initiatives.



Summary

Our survey was created by our team of students, with help from Travis Brodbeck, guest speaker Brian Keegan, guest speaker Clare Boone, and the Siena College Research Institute. Our community partner, Environmental Advocates NY, was important in helping us with our project. The survey asked respondents about a variety of environmental issues in New York and their beliefs and opinions on environmental policy and issues. Our survey was live starting March 25 closing March 31 with 915 respondents. We recorded responses to our questions and categorized them based on demographics, such as age, income, and political party. Overall, we found that a majority of New Yorkers favor the environment and policies that help it thrive.



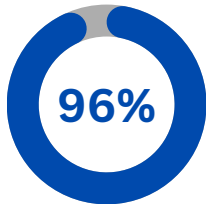
Methodology

This poll was conducted by Siena College from March 25th through the 31st. There were 915 respondents, all of whom answered the survey using the online panel.

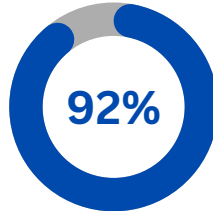
The data was collected and sorted by age, party affiliation, region, race/ethnicity, and gender to find differences between specific groups and ensure representativeness. The data has been given a +/- 3.6 percentage error that includes the design effects from weighing.

To ensure data quality, bot questions and attention-check questions were used and made sure that respondents read the questions before answering. Question order rotations and choice randomization made sure the order of questions or answers did not skew the data.

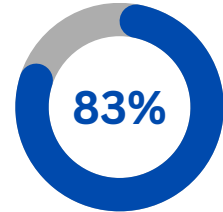
NYS Environmental Actions/Behaviors



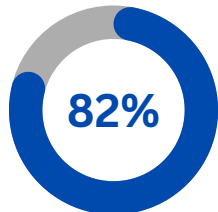
Of New Yorkers use reusable shopping bags sometimes or very often.



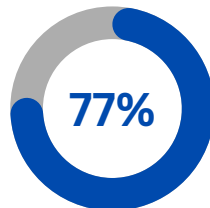
Of New Yorkers say they recycle sometimes or very often.



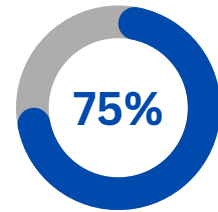
Of New Yorkers sometimes or very often will cut back on electricity usage to conserve energy.



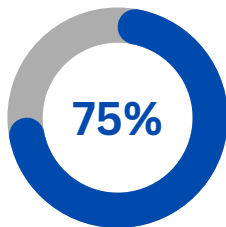
Of New Yorkers say they sometimes or very often will use reusable beverage containers.



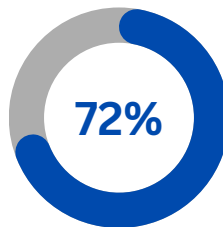
Of New Yorkers say they keep a cell phone for two years or more.



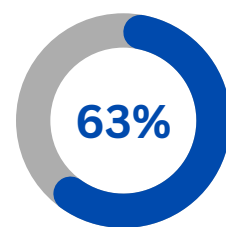
Of New Yorkers say they sometimes or very often will cut back on water usage to conserve water.



Of New Yorkers have not participated in environmental advocacy on the past three years.

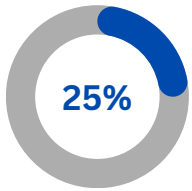


Of New Yorkers say they sometimes or very often will unplug devices when not in use to avoid unnecessary power consumption.

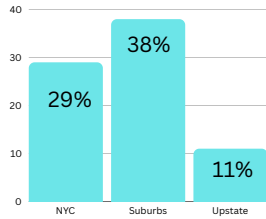


Of New Yorkers sometimes or very often will use forms of low-emissions transportation frequently.

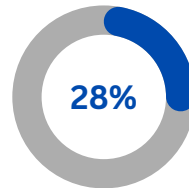
NYS Environmental Experiences (within the last 5 years) With Accompanying Demographics and Subgroups



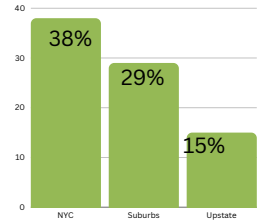
Total personally affected by hurricanes or severe tropical storms.



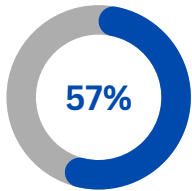
% of those affected by any hurricanes or severe tropical storms by region



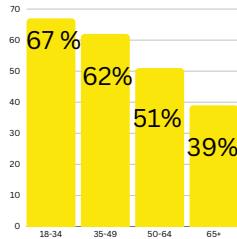
Total personally affected by any major flooding.



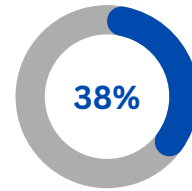
% of those affected by any major flooding by region



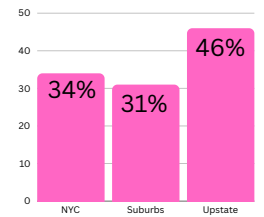
Total personally affected by extremely hot weather or heat waves.



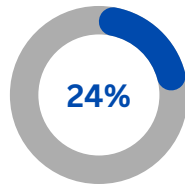
% of those affected by extremely hot weather or heat waves by age



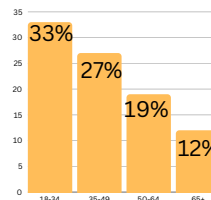
Total personally affected by any wildfires or wildfire smoke.



% of those affected by any wildfires or wildfire smoke

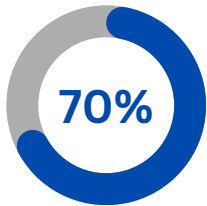


Total whose household's tap water has been dirty or unsafe to drink due to chemicals/lead.

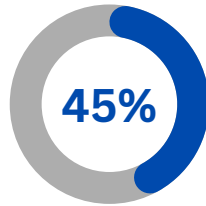


% of those whose household's tap water ever been dirty or unsafe to drink due to lead or chemicals

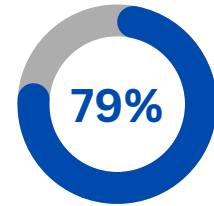
NYS Environmental Policy Support



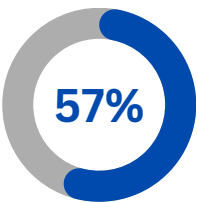
Of New Yorkers strongly or somewhat support NYS producing 100% of its electricity with zero emissions by 2040.



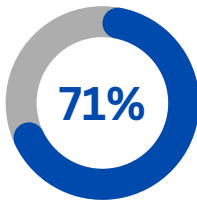
Of New Yorkers strongly or somewhat support encouraging moving towards a plant-based diet in NY.



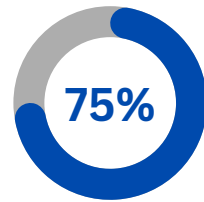
Of New Yorkers strongly or somewhat support redesigning our cities to be more pedestrian friendly.



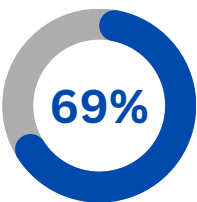
Of New Yorkers strongly or somewhat support promoting the widespread use of electric cars.



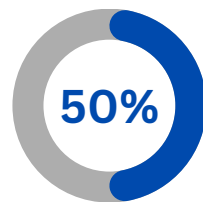
Of New Yorkers strongly or somewhat support NYS' H.E.A.T Act reducing greenhouse gas emissions from heating systems.



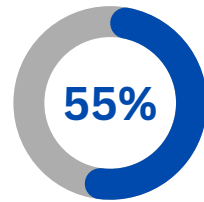
Of New Yorkers strongly or somewhat support requiring all companies with an annual net income above \$1 million to reduce packaging on their products to reduce waste.



Of New Yorkers strongly or somewhat support increasing the bottle deposit in NY from \$0.05 to \$0.10.

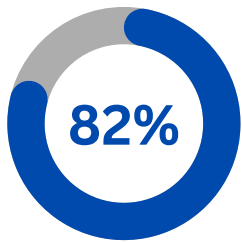


Of New Yorkers strongly or somewhat oppose cutting state funding for the Clean Water Infrastructure Act.

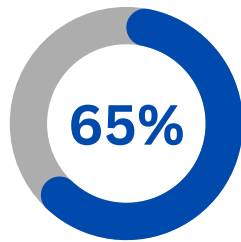


Of New Yorkers strongly or somewhat support banning the extraction of gas and oil using CO₂, a process commonly known as fracking.

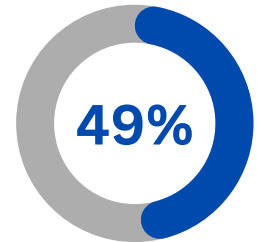
NYS Environmental Beliefs



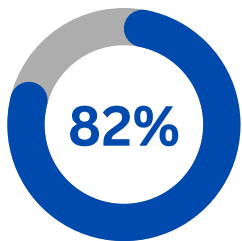
Of those aged 65+ strongly or somewhat agree that we cannot phase out of fossil fuels, compared to 55% of those aged 18-34.



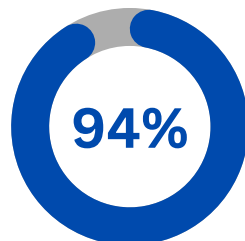
Of New Yorkers somewhat or strongly agree that New York State should prioritize climate-resilient infrastructure over limiting greenhouse gas emissions.



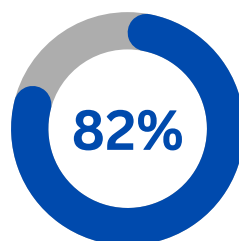
Of those aged 18-34 and **49%** of those aged 65+ believe the benefits of a green economy are overstated.



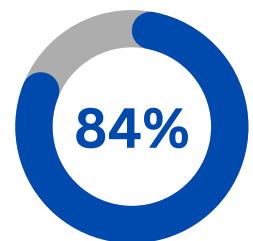
Of respondents aged 18-34 somewhat or strongly agree that climate change has negatively affected their quality of life, compared to 55% of those aged 65+.



Of **Democrats** somewhat or strongly agree that transitioning off fossil fuels is needed to lower greenhouse gas emissions, compared to **64%** of **Republicans**.

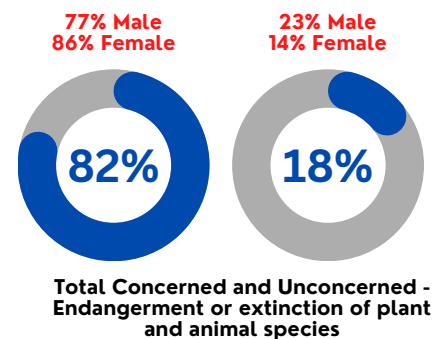
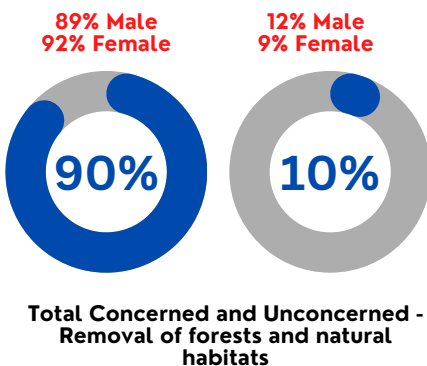
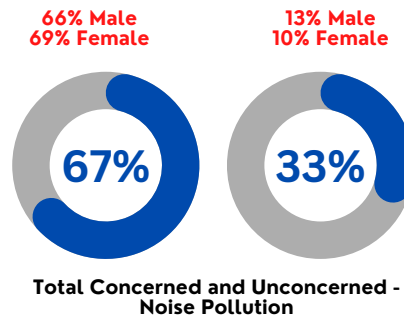
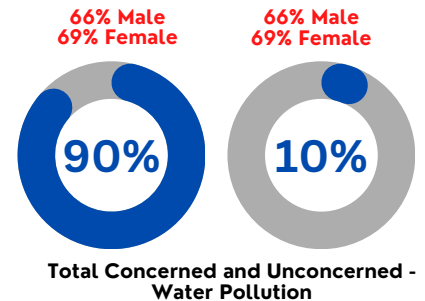
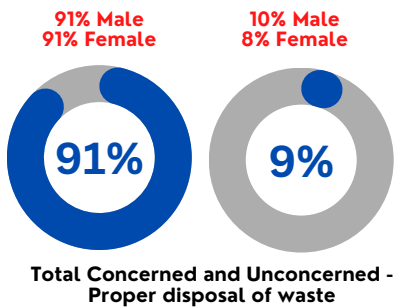
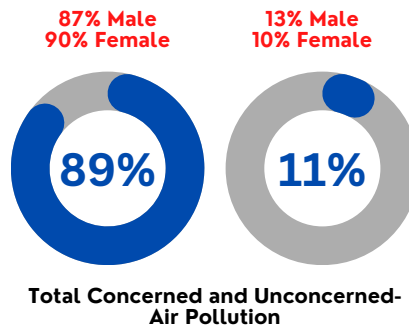
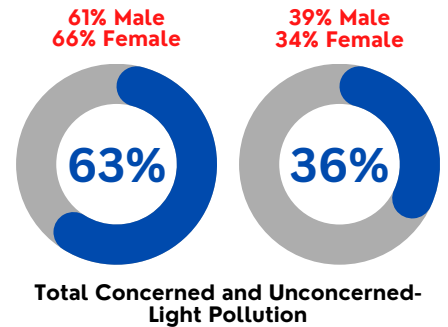
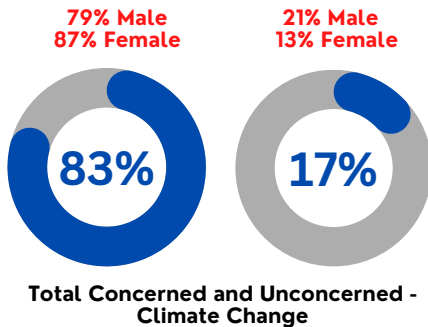


Of New Yorkers strongly or somewhat agree that greenhouse gas emissions are warming the planet.



Of respondents strongly or somewhat agree greenhouse gas policies should be targeted at companies instead of individuals, and this number is consistent across demographics (+/-8%).

NYS Environmental Concerns



Guest Speakers



Brian Keegan is the Director of Communications and Marketing for Environmental Advocates NY. EANY is our community partner and a nonprofit that lobbies to advance environmental policies. His focus is on public policy and bringing attention to EANY. Brian was a guest speaker for our Community Research and Consulting class, where he helped us create a strong survey. Regarding public opinion on environmental issues, Brian has found that, in his words, **"...you want your kids to drink clean water, you want to be able to breathe clean air. These are, I think, almost universal..."** Our survey showed that environmental issues had lots of support and are widely cared about.

Clare Boone is a legislative analyst for the New York State Assembly. Clare was a guest speaker for our Community Research and Consulting class and presented on the legislative process and how climate policies are passed in New York State, also answering any questions we had. With regards to public opinion surveying, Clare says, **"We monitor polls...that are conducted by various organizations and look at those as informative as well."** Our survey on environmental issues and policies can be useful for government organizations, like the State Assembly, in order to gauge public opinion on environmental policies and determine courses of action for environmental policies.



Dr. Don Levy is the director of the Siena College Research Institute. Before his work at Siena College, Dr. Levy worked at the University of Connecticut. There, he did data-gathering work and studied previous surveys. During the summer of 2007, Don Levy was offered to take the Siena College Research Institute to the next level. He focuses his research mainly on four pillars: politics, economics, social and cultural, and fee for service work. Some of the strongest publications he has worked on include "Flowers Don't Grow In The Desert" and his latest one, "Using Public Opinion To Change The World". His advice for everyone is devoting yourself to the service of others. Instead of focusing on yourself, focus on helping others. Siena College Research Institute distributed our survey throughout New York State.

Thank You!



Environmental

Advocates

NY

Link to booklet!



Link to 2024 survey



A special thanks to

Brian Keegan

Clare Boone

Dr. Don Levy

Siena College ACE Office