



SIENA COLLEGE RESEARCH INSTITUTE

SIENA COLLEGE, LOUDONVILLE, NY

www.siena.edu/scri
[@SienaResearch](https://twitter.com/SienaResearch)

The New York Times

For Immediate Release: Thursday, October 15, 2020

Contact: Don Levy (518) 944-0482 dlevy@siena.edu


For Crosstabs: www.siena.edu/scri/snycrosstabs

The New York Times / Siena College Battleground Poll: South Carolina

Trump 49% – Biden 41% Graham 46% – Harrison 40%

South Carolinians Support Barrett Supreme Court Nomination And Support Senate Voting Before the Election

Loudonville, NY. In a state where the Republican presidential candidate has won every election since 1980, including President Donald Trump’s 14-point victory in 2016, Trump leads former Vice President Joe Biden by eight points, 49-41 percent. In the nationally watched U.S. Senate race, incumbent Republican Lindsey Graham leads Democratic challenger Jaime Harrison 46-40 percent, according to The New York Times/Siena College polls of likely South Carolina voters released today.



SOUTH CAROLINA										
If the PRESIDENTIAL election were held today, who would you vote for?										
	SC Voters	Dems	Reps	Inds	Men	Women	Black	White	White/BA+	White/No BA
Donald Trump	49%	2%	93%	36%	52%	46%	4%	66%	50%	77%
Joe Biden	41%	93%	3%	46%	37%	44%	84%	26%	38%	18%
Other/Not Voting/DK	10%	5%	3%	16%	11%	11%	13%	8%	12%	4%
<p>The New York Times  October 15, 2020</p>										

“Biden’s quest to be the first Democratic presidential candidate to carry South Carolina since Jimmy Carter in 1976 is an uphill battle. Although Biden is leading among independent voters by 10 points, and doing as well holding Democrats as Trump is doing holding Republicans, Trump has a solid eight-point lead in South Carolina, a state that supported Trump by 14 points in 2016 and has significantly more Republicans than Democrats,” said Don Levy, Director of the Siena College Research Institute.

“Trump leads by 40 points with white voters, including a 59-point lead among whites without a college degree, more than enough to offset Biden’s 80-point lead among Black voters,” Levy said. “Trump leads by 15 points with men and even has a two-point edge with women.”

Trump has a 54-44 percent favorability rating, compared to Biden’s *negative* 45-51 percent rating.

“Although voters are split on whether they think they’re getting accurate information about the President’s health from the Administration, and a majority believe that he caught COVID-19 because he didn’t take adequate precautions, they view Trump favorably by 10 points, while Biden is underwater by six points,” Levy said. “While Trump is not doing as well as the past several Republican candidates, himself included, he has a solid lead heading into the closing weeks.”

SOUTH CAROLINA										
If the U.S. SENATE election were held today, who would you vote for?										
	SC Voters	Dems	Reps	Inds	Men	Women	Black	White	White/BA+	White/No BA
Lindsey Graham	46%	3%	89%	34%	50%	44%	6%	63%	50%	71%
Jaime Harrison	40%	88%	2%	50%	39%	41%	78%	27%	40%	19%
Other/Not Voting/DK	14%	9%	8%	16%	11%	15%	15%	11%	10%	10%
<p style="text-align: center;">   October 15, 2020 </p>										

“Graham and Harrison have similar favorability ratings. Graham’s is 49-45 percent and Harrison has a 47-42 percent favorability rating. By 45-37 percent, voters say Harrison is honest and trustworthy, while 49-41 percent they say Graham is not,” Levy said. “Graham is holding nearly nine in ten Republicans and Harrison does the same with Democrats. Harrison leads by 16 points with independents.

“With all of that, Graham enters the final three weeks with a six-point lead,” Levy said. “Graham’s role as Judiciary Committee chairman in Washington appears to be a benefit back home since by a 52-30 percent margin, voters support the nomination of Amy Coney Barrett to the Supreme Court. And by a similar 54-33 percent margin, they say that the Senate should vote on the nomination before the election.

“Nineteen days is a long time in the modern campaign world and Harrison has a decided edge in money. That said, the Republican enrollment advantage that South Carolina gives to GOP candidates may be too steep a hill to climb. Only time will tell and this race will continue to be watched nationally.”

###

This New York Times/Siena College survey of South Carolina was conducted October 9-14, 2020 by telephone calls in English to 605 likely voters, with a margin of error of ± 4.5 percentage points. Calls were made to a stratified weighted sample of voters from the L-2 Voter list via both land and cell phones. The data was weighted by party, age, race/ethnicity, education, region, gender and voter likelihood, a computed score that combines voter history, stated voter likelihood and modeled turnout by respondent. Polling support for this project provided by Institute for Policy and Opinion Research at Roanoke College, M. Davis and Co., Reconnaissance Market Research, and The Public Opinion Research Lab at the University of North Florida. The Siena College Research Institute, directed by Donald Levy, Ph.D., conducts political, economic, social, and cultural research. SCRI, an independent, non-partisan research institute, subscribes to the American Association of Public Opinion Research Code of Professional Ethics and Practices. For more information, please call Don Levy at 518-944-0482. Survey cross-tabulations and frequencies can be found at: www.Siena.edu/SCRI/SNY. For additional methodological information, click [here](#).