



SIENA RESEARCH INSTITUTE

SIENA COLLEGE, LOUDONVILLE, NY

www.siena.edu/sri

For Immediate Release:
Contact:

Tuesday November 13, 2007
Steven Greenberg at 518-469-9858

Siena New York Poll:

2/3 of NYers Oppose Gov's License Proposals – New & Old Spitzer Job Performance Is 2:1 Negative; Plurality View Him Unfavorably Nearly Half of Voters Prefer “Someone Else” Over Spitzer for 2010

Loudonville, NY, Seven in ten New York voters who have read or heard about the Governor's proposal to allow undocumented aliens to obtain New York driver's licenses continue to oppose his original plan, and nearly two-thirds oppose his revised three-tiered license plan, according to a new Siena (College) Research Institute poll of registered voters released today. The Siena New York poll shows that Spitzer's job performance rating is now virtually two-to-one negative and, for the first time ever, more voters now view him unfavorably than view him favorably. If the 2010 gubernatorial election were today, only 25 percent of voters are prepared to re-elect Eliot Spitzer, while 49 percent prefer “someone else.”

“He changed the plan, but he hasn't changed the minds of the voters. New plan, old plan, it just doesn't matter – New Yorkers continue to overwhelmingly oppose the Governor on his plan to give driver's licenses to undocumented aliens,” said Steven Greenberg, Siena New York Poll spokesman. “The Governor has America's Homeland Security Secretary agreeing with him that the state will have one of the most secure licensing systems in the nation, but by a three-to-two margin, New Yorkers don't buy it.”

Nine in ten voters have read or heard about the Governor's plan. By a margin of 70 to 25 percent they oppose it (down slightly from 72-22 percent last month). More than half of every demographic group – including Democrats (55-36 percent) – oppose the Governor's plan. When questioned on the revised three-tiered license plan, voters oppose it by a 65-28 percent margin.

Two-thirds of voters say driver's licenses are a privilege and not for people here illegally. Nearly two-thirds disagree with the argument that the plan will make roads safer and reduce insurance costs. Half believe that making licenses available to illegal aliens poses a national security threat.

“Voters think the Governor is wrong on the policy and on the rationale for the policy,” Greenberg said.

Siena New York Poll
November 13, 2007 – Page 2

For the first time ever in a Siena New York poll, Spitzer has a negative favorability rating, 41-46 percent. Last month it was 54-36 percent. The Governor's job performance rating is 33 percent positive (four percent excellent, 29 percent good) to 64 percent negative (37 percent fair, 27 percent poor), down from last month's 41-55 percent.

"One year ago, Eliot Spitzer won 69 percent of the votes for Governor. In January, 75 percent of voters gave him a favorable rating. Only five months ago, 64 percent viewed him favorably and 55 percent gave him a positive job performance rating," Greenberg said. "All that's changed in a New York minute.

"Eliot Spitzer's standing with voters has fallen faster and further than any politician in recent New York history," Greenberg said. "Everything may not have changed on day one but from the voters' perspective, everything about Governor Spitzer changed in year one."

When asked if they would re-elect Spitzer in 2010 or if they would prefer "someone else," by a two-to-one margin voters said someone else.

"Currently, only one in four voters is prepared to re-elect Eliot Spitzer. Only 37 percent of Democrats are prepared to re-elect him," Greenberg said. "Three years is a long time – virtually an eternity – in politics, however, this kind of erosion in support for the Governor is certain to bring smiles to the faces of his political opponents. The Governor clearly has his work cut out for him in trying to win back the support of New Yorkers.

"The Governor's fall is directly tied to his license proposal. When asked whether his handling of the license issue increased or decreased their approval of his job performance, 52 percent of voters said it decreased their approval, compared to only 11 percent who said it increased their approval," Greenberg said. "Sixty percent or more of Republicans, independent voters, upstaters, and Catholics said this issue decreased their support of the Governor's job performance."

The mood of voters has also turned decidedly negative. Only 32 percent of voters think the state is on the right track, while 45 percent believe the state is headed in the wrong direction. This is the most negative attitude voters have had since October 2006.

###

This SRI survey was conducted November 5-8, 2007 by telephone calls to 625 registered New York State voters. It has a margin of error of ± 3.9 percentage points. For more information, please call Steven Greenberg at 518-469-9858.



SIENA RESEARCH INSTITUTE
SIENA COLLEGE, LOUDONVILLE, NY
www.siena.edu/sri

Siena New York Poll Trends – November 2007

Do you have a favorable or unfavorable opinion about Eliot Spitzer?

DATE	FAVORABLE	UNFAVORABLE	DON'T KNOW/NO OPINION
November 2007	41	46	13
October 2007	54	36	10
September 2007	56	26	18
July 2007	59	28	14
June 2007	64	22	15
May 2007	67	21	12
April 2007	67	20	13
March 2007	62	20	18
February 2007	74	12	14
January 2007	75	10	16
November 15, 2006	75	14	12
November 3, 2006	74	17	10
October 2006	69	20	12
September 2006	74	16	10
August 2006	71	15	15
June 2006	68	16	16
May 2006	63	19	19
March 2006	62	18	20
January 2006	59	19	23
November 2005	65	15	20
October 2005	61	19	20
August 2005	60	14	26
July 2005	62	15	22
June 2005	59	15	25
May 2005	58	17	25
April 2005	53	18	29
March 2005	50	18	32
February 2005	48	17	34

Siena New York Poll Trends – November 2007

Page 2

How would you rate the job that Eliot Spitzer is doing as Governor – excellent, good, fair, or poor?

DATE	EXCELLENT	GOOD	FAIR	POOR	DON'T KNOW/NO OPINION
November 2007	4	29	37	27	4
October 2007	4	37	38	17	4
September 2007	5	39	38	11	8
July 2007	7	39	34	14	6
June 2007	9	46	30	7	8
May 2007	11	46	27	9	7
April 2007	10	45	31	7	7
March 2007	8	39	31	8	13
February 2007	15	43	21	3	20
January 2007	11	37	15	4	33

Do you have a favorable or unfavorable opinion about Andrew Cuomo?

DATE	FAVORABLE	UNFAVORABLE	DON'T KNOW/NO OPINION
November 2007	56	27	17
October 2007	54	29	17
September 2007	51	26	24
July 2007	55	26	19
June 2007	49	31	20
May 2007	51	32	18
April 2007	52	31	18
March 2007	50	32	19
February 2007	45	35	20
January 2007	48	29	23
November 15, 2006	50	36	15
November 3, 2006	49	36	15
October 2006	44	42	15
September 2006	50	35	15
August 2006	44	35	21
June 2006	47	29	24
January 2006	45	31	24

Do you have a favorable or unfavorable opinion about Thomas DiNapoli?

DATE	FAVORABLE	UNFAVORABLE	DON'T KNOW/NO OPINION
November 2007	15	11	74
July 2007	14	12	74
June 2007	7	13	80
May 2007	7	18	75
April 2007	11	14	76
March 2007	9	14	78
February 2007	9	15	76

Siena New York Poll Trends – November 2007

Page 3

Recently, Governor Spitzer announced that proof of being in this country legally will no longer be required from applicants seeking New York State driver's licenses if they have a valid foreign passport. How much have you read or heard about this story – a great deal, some, very little, or nothing at all?

DATE	GREAT DEAL	SOME	VERY LITTLE	NOTHING	DON'T KNOW/NO OPINION
November 2007	52	31	9	6	2
October 2007	34	36	18	12	0

Overall, do you strongly support, support, oppose, or strongly oppose the Governor's plan to allow undocumented immigrants to get a New York driver's license? (NOTE: Question 10 in the November poll)

DATE	STRONGLY SUPPORT	SUPPORT	OPPOSE	STRONGLY OPPOSE	DON'T KNOW/NO OPINION
November 2007	5	20	31	39	6
October 2007	7	15	31	41	6

Do you have a favorable or unfavorable opinion about Hillary Clinton?

DATE	FAVORABLE	UNFAVORABLE	DON'T KNOW/NO OPINION
November 2007	55	39	6
October 2007	53	41	6
September 2007	57	37	7
July 2007	59	35	6
June 2007	54	39	7
May 2007	56	39	5
April 2007	50	42	7
March 2007	56	37	8
February 2007	56	40	5
January 2007	60	33	7
November 15, 2006	65	29	6
November 3, 2006	61	33	6
October 2006	56	38	6
September 2006	60	37	4
August 2006	54	38	7
June 2006	54	38	8
May 2006	58	36	6
March 2006	55	39	6
January 2006	60	37	3
November 2005	60	34	6
October 2005	59	35	6
August 2005	59	37	4
July 2005	60	34	6
June 2005	60	33	7
May 2005	58	35	7
April 2005	60	33	6
March 2005	58	34	8
February 2005	61	33	6

Siena New York Poll Trends – November 2007

Page 4

Do you have a favorable or unfavorable opinion about Rudy Giuliani?

DATE	FAVORABLE	UNFAVORABLE	DON'T KNOW/NO OPINION
November 2007	49	41	11
September 2007	53	39	9
July 2007	53	40	7
June 2007	50	42	8
May 2007	51	43	6
April 2007	56	38	6
March 2007	60	33	8
February 2007	59	34	7
January 2007	63	29	9
November 15, 2006	63	32	5
April 2005	63	26	10
February 2005	61	28	11

Is New York State on the right track, or is it headed in the wrong direction?

DATE	RIGHT TRACK	WRONG DIRECTION	DON'T KNOW/NO OPINION
November 2007	32	45	23
October 2007	42	36	22
September 2007	44	30	26
July 2007	37	38	25
June 2007	45	28	27
May 2007	46	29	25
April 2007	47	29	24
March 2007	37	37	26
February 2007	49	26	25
January 2007	45	26	30
November 15, 2006	52	30	18
November 3, 2006	36	43	21
October 2006	29	47	23
September 2006:	33	39	28
August 2006	29	47	25
June 2006	29	45	26
May 2006	27	52	21
March 2006	35	39	26
January 2006	34	43	24
November 2005	38	41	22
October 2005	34	42	24
August 2005	36	44	20
July 2005	33	41	26
June 2005	30	44	26
May 2005	29	46	25
April 2005	29	44	27
March 2005	26	47	27
February 2005	32	44	24

NYers' Views on Spitzer's Original & Revised License Proposals						
QUESTION	SUPPORT			OPPOSE		
	Total	Strong			Strong	Total
Overall, do you strongly support, support, oppose, or strongly oppose the Governor's plan to allow undocumented immigrants to get a new York driver's license (OCTOBER 2007)	22%	7%	15%	31%	41%	72%
Overall, do you strongly support, support, oppose, or strongly oppose the Governor's plan to allow undocumented immigrants to get a new York driver's license (NOVEMBER 2007)	25%	5%	20%	31%	39%	70%
Overall, do you strongly support, support, oppose, or strongly oppose the Governor's revised plan to allow undocumented immigrants to get a new York driver's license (NOV. 2007)	28%	3%	25%	32%	33%	65%

NYers' Views on License Arguments by Supporters & Opponents						
QUESTION	AGREE			DISAGREE		
	Total	Strong			Strong	Total
Driver's licenses are a privilege. Nobody here illegally should be able to have one.	67%	29%	38%	24%	4%	28%
Including undocumented immigrants in the pool of licensed drivers will increase road safety, thereby reducing auto insurance costs.	25%	2%	23%	46%	19%	65%
Making driver's licenses available to illegal aliens will pose a threat to national security.	50%	17%	33%	34%	9%	43%
Under the Governor's proposal, New York will have one of the most secure licensing systems in the nation.	31%	3%	28%	40%	17%	57%
Since there are already hundreds of thousands of undocumented aliens in New York, this is a good way to get them out of the shadows and give them the same responsibilities as legal resident drivers in New York.	39%	6%	33%	36%	18%	54%
<i>(After introducing the concept of the 3-tier license):</i> The United States Department of Homeland Security has said that, if enacted, the new 3-tiered license proposal means New York would have one of the most secure licensing systems in the nation.	34%	4%	30%	39%	14%	53%
QUESTION	ENCOURAGE		DIS-COURAGE			
Do you believe this new 3-tiered proposal will encourage or discourage undocumented immigrants to attempt to get a New York driver's license?	48%		29%			
QUESTION	HELP		HURT		NO EFFECT	
Do you believe this new proposal will help or hurt in keeping New Yorkers safe, or will have it have no effect?	23%		30%		40%	

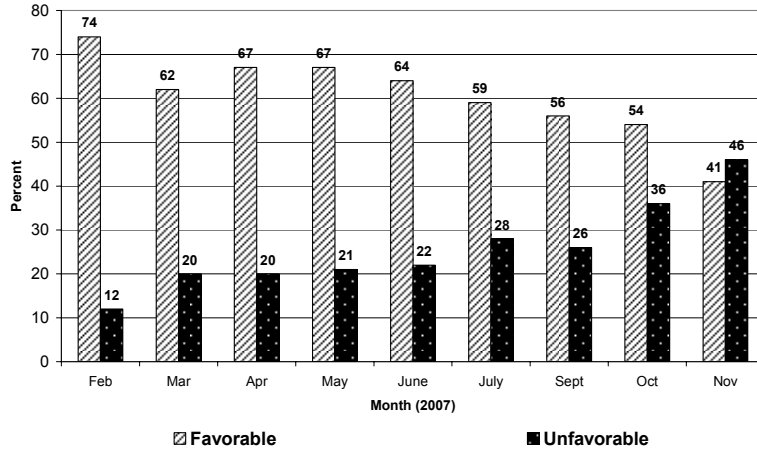


SIENA RESEARCH INSTITUTE

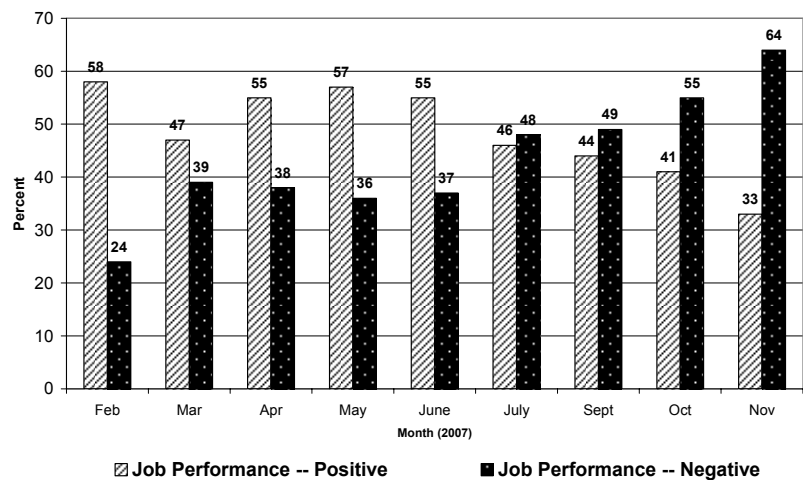
SIENA COLLEGE, LOUDONVILLE, NY

www.siena.edu/sri

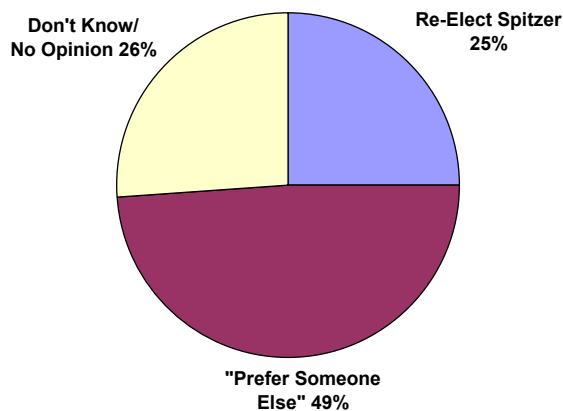
Eliot Spitzer Favorability Rating



Eliot Spitzer Job Performance



Would You Vote to Re-Elect Eliot Spitzer in 2010? (November 2007)



Siena Research Institute - 11/5/07 - 11/8/07 625 completes +/- 3.9%

1. Is New York State on the right track, or is it headed in the wrong direction?

	Party				GENDER		Region			Ethnic			AGE			Religion			
	Total	Dem	Rep	Ind./ Other	M	F	NYC	NYC Suburbs	Upstate	White	Afr.Am./ Black	Latino	18-34	35-54	55+	Cath.	Jewish	Prot.	Other
right track	32	40	26	27	32	32	41	33	22	31	39	50	49	38	25	29	49	30	31
wrong direction	45	36	57	50	46	45	36	42	57	48	28	38	39	44	47	47	28	54	41
don't know/no opinion	23	24	17	23	23	24	24	25	22	21	33	13	12	18	28	24	24	16	28

I'm going to read the names of several people and institutions in public life and I'd like for you to tell me whether you have a favorable opinion or an unfavorable opinion of each. [Names asked in rotated order]

2. Eliot Spitzer

	Party				GENDER		Region			Ethnic			AGE			Religion			
	Total	Dem	Rep	Ind./ Other	M	F	NYC	NYC Suburbs	Upstate	White	Afr.Am./ Black	Latino	18-34	35-54	55+	Cath.	Jewish	Prot.	Other
favorable	41	55	29	32	40	41	45	38	39	38	46	63	38	49	36	33	61	36	47
unfavorable	46	32	64	52	48	45	39	51	50	52	25	19	41	41	50	54	31	50	38
don't know/no opinion	13	13	7	15	12	14	16	11	11	10	30	19	21	10	13	12	8	14	15

3. Hillary Clinton

	Party				GENDER		Region			Ethnic			AGE			Religion			
	Total	Dem	Rep	Ind./ Other	M	F	NYC	NYC Suburbs	Upstate	White	Afr.Am./ Black	Latino	18-34	35-54	55+	Cath.	Jewish	Prot.	Other
favorable	55	76	25	52	50	60	67	47	49	49	86	75	53	56	55	47	69	52	65
unfavorable	39	20	66	42	44	33	27	48	43	44	9	25	38	40	38	48	28	42	28
don't know/no opinion	6	3	8	5	5	7	5	6	8	6	5	0	10	4	7	6	4	6	8

4. Rudy Giuliani

	Party				GENDER		Region			Ethnic			AGE			Religion			
	Total	Dem	Rep	Ind./ Other	M	F	NYC	NYC Suburbs	Upstate	White	Afr.Am./ Black	Latino	18-34	35-54	55+	Cath.	Jewish	Prot.	Other
favorable	49	31	74	51	53	45	37	55	56	55	26	38	66	50	46	58	43	54	36
unfavorable	41	60	19	32	38	43	56	34	30	35	61	50	25	43	42	31	45	36	54
don't know/no opinion	11	9	7	17	9	12	7	11	14	10	12	13	10	7	13	11	12	9	11

5. Andrew Cuomo

	Party				GENDER		Region			Ethnic			AGE			Religion			
	Total	Dem	Rep	Ind./ Other	M	F	NYC	NYC Suburbs	Upstate	White	Afr.Am./ Black	Latino	18-34	35-54	55+	Cath.	Jewish	Prot.	Other
favorable	56	64	43	58	58	54	61	53	54	56	60	63	41	55	59	53	67	56	57
unfavorable	27	20	40	28	28	25	23	31	28	28	19	19	38	28	24	32	18	25	24
don't know/no opinion	17	17	17	14	14	21	17	17	19	16	21	19	21	17	17	15	16	19	20

6. Tom DiNapoli																			
	Total	Party			GENDER		Region			Ethnic			AGE			Religion			
		Dem	Rep	Ind./ Other	M	F	NYC	NYC Suburbs	Upstate	White	Afr.Am./ Black	Latino	18-34	35-54	55+	Cath.	Jewish	Prot.	Other
favorable	15	11	18	20	19	11	25	11	11	17	7	0	20	12	15	19	16	9	13
unfavorable	11	13	10	9	13	9	13	7	11	9	18	25	13	14	9	11	6	8	14
don't know/no opinion	74	76	73	71	69	80	76	67	77	74	75	75	67	74	76	70	78	83	73

7. How would you rate the job that Eliot Spitzer is doing as Governor? Would you rate it excellent, good, fair, or poor?																			
	Total	Party			GENDER		Region			Ethnic			AGE			Religion			
		Dem	Rep	Ind./ Other	M	F	NYC	NYC Suburbs	Upstate	White	Afr.Am./ Black	Latino	18-34	35-54	55+	Cath.	Jewish	Prot.	Other
excellent	4	6	3	0	3	5	5	1	4	3	11	25	3	3	4	4	2	2	5
good	29	38	19	23	30	27	30	27	28	28	23	25	23	35	26	23	41	29	33
fair	37	37	37	39	35	39	40	35	35	35	49	31	51	34	36	33	41	39	39
poor	27	16	39	36	30	25	22	32	29	31	12	6	18	24	31	37	12	27	19
don't know/no opinion	4	4	2	3	3	4	4	5	3	3	5	13	5	4	3	3	4	3	5

8. I know it's a long way off, but if Eliot Spitzer runs for Governor in 2010, would you vote to re-elect him or would you prefer someone else?																			
	Total	Party			GENDER		Region			Ethnic			AGE			Religion			
		Dem	Rep	Ind./ Other	M	F	NYC	NYC Suburbs	Upstate	White	Afr.Am./ Black	Latino	18-34	35-54	55+	Cath.	Jewish	Prot.	Other
re-elect Spitzer	25	37	14	15	27	23	28	24	23	25	26	31	23	32	22	20	39	22	30
prefer someone else	49	34	71	52	50	48	40	55	53	52	37	44	43	47	51	59	29	55	38
don't know/no opinion	26	28	15	32	23	29	32	22	23	23	37	25	34	21	27	21	31	23	33

9. Recently, Governor Spitzer announced that proof of being in this country legally will no longer be required from applicants seeking NYS driver's licenses if they have a valid foreign passport. How much have you read or heard about this story - a great deal, some, very little, or nothing at all?																			
	Total	Party			GENDER		Region			Ethnic			AGE			Religion			
		Dem	Rep	Ind./ Other	M	F	NYC	NYC Suburbs	Upstate	White	Afr.Am./ Black	Latino	18-34	35-54	55+	Cath.	Jewish	Prot.	Other
a great deal	52	49	56	59	55	49	46	55	56	55	39	38	30	48	58	53	53	54	51
some	31	34	29	27	30	33	34	32	29	31	35	25	34	34	30	29	37	32	33
very little	9	9	9	11	9	9	10	7	9	9	11	19	15	13	6	12	4	6	9
nothing at all	6	6	5	3	5	7	8	5	4	4	14	13	20	4	4	5	2	7	6
don't know/no opinion	2	2	1	1	2	2	3	2	1	2	2	6	2	2	2	2	4	2	2

10. Overall, do you strongly support, support, oppose, or strongly oppose the Governor's plan to allow undocumented immigrants to get a NY driver's license?																			
	Total	Party			GENDER		Region			Ethnic			AGE			Religion			
		Dem	Rep	Ind./ Other	M	F	NYC	NYC Suburbs	Upstate	White	Afr.Am./ Black	Latino	18-34	35-54	55+	Cath.	Jewish	Prot.	Other
strongly support	5	6	2	7	3	6	6	5	3	4	10	8	2	8	3	4	6	3	6
support	20	30	8	18	20	19	27	15	16	18	23	31	25	21	18	13	27	20	27
oppose	31	30	26	37	31	31	32	30	30	29	33	23	33	31	30	34	33	27	28
strongly oppose	39	25	59	37	39	40	27	46	46	44	19	31	29	35	44	46	23	45	31
dk/no opinion	6	9	4	1	7	5	7	4	5	5	15	8	10	5	5	3	10	5	8

Governor Spitzer's proposal has received attention both locally and nationally. I'm going to read you a few statements that have been made about the policy by supporters and opponents and I'd like for you to tell me whether you strongly agree, agree, disagree or strongly disagree with each statement:

11. Driver's licenses are a privilege. Nobody here illegally should be able to have one.

	Party				GENDER		Region			Ethnic			AGE			Religion			
	Total	Dem	Rep	Ind./ Other	M	F	NYC	NYC Suburbs	Upstate	White	Afr.Am./ Black	Latino	18-34	35-54	55+	Cath.	Jewish	Prot.	Other
strongly agree	29	19	44	28	30	28	19	31	37	33	10	23	27	25	31	34	17	36	21
agree	38	35	39	42	39	38	36	43	38	39	44	23	33	39	39	44	27	36	36
disagree	24	36	12	22	23	25	34	19	19	22	40	46	33	26	22	19	40	21	30
strongly disagree	4	4	3	5	4	3	5	4	2	3	4	8	2	5	3	2	6	3	6
dk/no opinion	5	6	2	3	4	5	7	3	4	4	2	0	4	5	5	2	10	3	8

12. Including undocumented immigrants in the pool of licensed drivers will increase road safety, thereby reducing auto insurance rates.

	Party				GENDER		Region			Ethnic			AGE			Religion			
	Total	Dem	Rep	Ind./ Other	M	F	NYC	NYC Suburbs	Upstate	White	Afr.Am./ Black	Latino	18-34	35-54	55+	Cath.	Jewish	Prot.	Other
strongly agree	2	3	1	3	4	1	4	2	1	2	8	0	6	4	1	3	0	2	3
agree	23	31	17	17	23	22	32	19	17	20	29	39	40	24	19	19	42	17	26
disagree	46	43	44	55	45	46	38	46	53	46	46	46	35	49	46	49	35	48	43
strongly disagree	19	10	33	18	20	19	16	21	21	22	8	15	13	17	22	22	10	22	16
dk/no opinion	10	13	5	8	8	12	10	13	8	10	8	0	6	7	12	7	13	11	12

13. Making driver's licenses available to illegal aliens will pose a threat to national security.

	Party				GENDER		Region			Ethnic			AGE			Religion			
	Total	Dem	Rep	Ind./ Other	M	F	NYC	NYC Suburbs	Upstate	White	Afr.Am./ Black	Latino	18-34	35-54	55+	Cath.	Jewish	Prot.	Other
strongly agree	17	8	28	20	17	16	10	17	22	18	13	15	19	15	18	22	4	20	12
agree	33	28	38	34	35	31	30	34	34	35	25	8	33	34	32	36	31	33	28
disagree	34	45	21	32	34	35	42	30	30	31	46	54	35	35	34	27	48	36	39
strongly disagree	9	10	8	8	10	8	13	11	4	9	4	15	4	11	8	7	15	7	12
dk/no opinion	7	8	5	7	5	10	4	9	9	7	13	8	8	6	8	9	2	5	9

14. Under the Governor's proposal, NY will have one of the most secure licensing systems in the nation:

	Party				GENDER		Region			Ethnic			AGE			Religion			
	Total	Dem	Rep	Ind./ Other	M	F	NYC	NYC Suburbs	Upstate	White	Afr.Am./ Black	Latino	18-34	35-54	55+	Cath.	Jewish	Prot.	Other
strongly agree	3	4	2	4	4	2	4	3	2	3	8	0	0	4	3	3	4	2	3
agree	28	36	22	24	27	28	33	25	25	25	38	46	42	30	25	27	33	25	29
disagree	40	35	41	43	38	42	38	44	39	40	35	39	33	40	41	43	31	40	39
strongly disagree	17	10	28	18	19	14	13	17	21	19	15	8	13	15	19	17	13	20	15
dk/no opinion	13	16	8	11	12	13	12	12	13	14	4	8	13	12	13	10	19	13	13

15. Since there are already hundreds of thousands of undocumented aliens in NY, this is a good way to get them out of the shadows and give them the same responsibilities as legal resident drivers in NY.

	Party				GENDER		Region			Ethnic			AGE			Religion			
	Total	Dem	Rep	Ind./ Other	M	F	NYC	NYC Suburbs	Upstate	White	Afr.Am./ Black	Latino	18-34	35-54	55+	Cath.	Jewish	Prot.	Other
strongly agree	6	9	4	5	7	6	8	7	4	5	13	23	13	8	4	6	10	4	7
agree	33	44	20	35	33	32	41	29	27	31	46	31	42	31	32	26	46	31	38
disagree	36	30	40	42	36	37	33	34	42	38	29	23	31	41	35	44	25	39	28
strongly disagree	18	9	31	15	18	18	11	23	20	20	4	23	8	14	21	18	15	20	17
dk/no opinion	7	8	7	4	6	8	6	7	8	7	8	0	6	5	8	7	4	5	9

16. Last week, the Governor altered his plan and proposed creating a 3-tier State driver's license, incorporating the proposed Federal REAL ID. How much have you read or heard about this new proposal - a great deal, some, very little, or nothing at all?

	Party				GENDER		Region			Ethnic			AGE			Religion			
	Total	Dem	Rep	Ind./ Other	M	F	NYC	NYC Suburbs	Upstate	White	Afr.Am./ Black	Latino	18-34	35-54	55+	Cath.	Jewish	Prot.	Other
a great deal	18	16	22	20	22	15	16	17	21	19	10	23	6	12	23	19	21	17	18
some	28	27	27	30	30	26	27	34	25	29	27	31	17	29	29	28	21	34	25
very little	28	29	25	28	25	31	27	31	27	28	23	0	27	34	25	27	33	30	26
nothing at all	25	26	25	22	23	27	29	19	25	24	38	46	48	25	22	25	25	19	28
dk/no opinion	1	2	1	0	1	1	1	1	2	1	2	0	2	1	2	1	0	1	2

17. The US Department of Homeland Security has said that, if enacted, the new 3-tiered license proposal means NY would have one of the most secure licensing systems in the nation. Do you strongly agree, agree, disagree, or strongly disagree?

	Party				GENDER		Region			Ethnic			AGE			Religion			
	Total	Dem	Rep	Ind./ Other	M	F	NYC	NYC Suburbs	Upstate	White	Afr.Am./ Black	Latino	18-34	35-54	55+	Cath.	Jewish	Prot.	Other
strong agree	4	5	4	4	4	5	6	3	4	3	10	14	4	6	3	4	6	1	6
agree	30	42	22	25	32	28	33	30	27	29	28	57	25	34	28	27	47	26	32
disagree	39	29	39	52	40	37	33	44	39	39	38	14	50	33	41	46	25	41	30
strongly disagree	14	7	27	10	14	14	11	12	18	15	10	14	4	11	17	18	6	14	11
dk/no opinion	13	18	8	10	11	16	16	12	12	14	14	0	17	15	12	5	17	18	20

18. Do you believe this new 3-tiered proposal will encourage or discourage undocumented immigrants to attempt to get a NY driver's license?

	Party				GENDER		Region			Ethnic			AGE			19			
	Total	Dem	Rep	Ind./ Other	M	F	NYC	NYC Suburbs	Upstate	White	Afr.Am./ Black	Latino	18-34	35-54	55+	Cath.	Jewish	Prot.	Other
encourage	48	49	52	47	50	46	48	48	48	48	45	71	67	51	45	44	50	57	46
discourage	29	27	30	34	29	30	31	29	29	29	35	14	21	31	30	36	25	24	26
dk/no opinion	23	24	18	19	21	24	21	23	24	22	21	14	13	18	26	21	25	19	28

19. Do you believe this new proposal will help or hurt in keeping New Yorkers safe, or will it have no effect?																				
	Party				GENDER		Region			Ethnic			AGE			Religion				
	Total	Dem	Rep	Ind./ Other	M	F	NYC	NYC Suburbs	Upstate	White	Afr.Am./ Black	Latino	18-34	35-54	55+	Cath.	Jewish	Prot.	Other	
help	23	31	19	16	22	23	31	21	18	19	45	43	29	27	20	20	31	21	26	
hurt	30	14	50	35	32	28	26	30	34	31	21	29	25	28	32	35	25	32	23	
no effect	40	45	27	45	42	38	39	41	40	42	28	29	38	41	40	40	39	40	41	
dk/no opinion	7	11	5	5	4	11	5	9	8	8	7	0	8	5	9	5	6	7	10	

20. Overall, do you strongly support, support, oppose, or strongly oppose the Governor's revised plan to allow undocumented immigrants to get a NY driver's license?																				
	Party				GENDER		Region			Ethnic			AGE			Religion				
	Total	Dem	Rep	Ind./ Other	M	F	NYC	NYC Suburbs	Upstate	White	Afr.Am./ Black	Latino	18-34	35-54	55+	Cath.	Jewish	Prot.	Other	
strong support	3	5	1	2	4	3	4	4	2	4	3	0	4	4	3	2	6	2	5	
support	25	36	14	23	24	25	35	18	21	22	28	57	25	29	22	16	31	23	35	
oppose	32	30	32	36	31	34	31	30	35	33	38	29	29	31	34	39	25	31	27	
strongly oppose	33	18	49	36	36	29	23	39	35	36	14	14	33	27	36	38	25	39	22	
dk/no opinion	7	11	5	2	5	10	6	9	7	6	28	0	8	10	6	5	14	5	10	

21. Do you think supporters of the Governor's proposal have publicly conducted the debate by taking the high road, or have they made the public debate divisive?																				
	Party				GENDER		Region			Ethnic			AGE			Religion				
	Total	Dem	Rep	Ind./ Other	M	F	NYC	NYC Suburbs	Upstate	White	Afr.Am./ Black	Latino	18-34	35-54	55+	Cath.	Jewish	Prot.	Other	
high road	20	24	15	22	21	19	24	19	18	20	17	39	13	26	19	22	23	19	19	
divisive	43	38	49	47	46	39	42	45	42	43	44	31	44	42	43	44	31	48	41	
don't know/no opinion	37	38	36	32	32	42	34	36	40	37	40	31	44	33	38	34	46	33	41	

22. Do you think opponents of the Governor's proposal have publicly conducted the debate by taking the high road, or have they made the public debate divisive?																				
	Party				GENDER		Region			Ethnic			AGE			Religion				
	Total	Dem	Rep	Ind./ Other	M	F	NYC	NYC Suburbs	Upstate	White	Afr.Am./ Black	Latino	18-34	35-54	55+	Cath.	Jewish	Prot.	Other	
high road	21	18	26	21	24	17	22	19	21	21	27	31	25	24	19	22	21	20	19	
divisive	45	48	40	47	48	43	50	47	40	46	44	39	33	46	47	46	40	44	47	
don't know/no opinion	34	34	34	33	28	40	28	34	39	33	29	31	42	31	35	32	40	36	34	

23. Has the manner in which Eliot Spitzer has handled this driver's license issue increased or decreased your approval of his job performance as Governor, or has it had no effect?																				
	Party				GENDER		Region			Ethnic			AGE			Religion				
	Total	Dem	Rep	Ind./ Other	M	F	NYC	NYC Suburbs	Upstate	White	Afr.Am./ Black	Latino	18-34	35-54	55+	Cath.	Jewish	Prot.	Other	
increased	11	15	11	7	10	12	19	8	6	10	17	15	15	11	11	10	10	11	13	
decreased	52	41	62	60	54	50	37	58	61	56	33	31	44	49	55	60	40	54	43	
no effect	35	43	25	32	35	36	43	31	31	33	48	54	40	38	32	28	50	33	43	
don't know/no opinion	2	2	2	2	2	2	1	3	2	2	2	0	2	2	2	3	0	2	1	