



# SIENA RESEARCH INSTITUTE

## SIENA COLLEGE, LOUDONVILLE, NY

[www.siena.edu/sri](http://www.siena.edu/sri)

For Immediate Release:

Monday, May 24, 2010

Contact:

Steven Greenberg, 518-469-9858

PDF version; crosstabs; website:

[www.Siena.edu/SRI/SNY](http://www.Siena.edu/SRI/SNY)

### Siena College Poll:

## Candidate Cuomo Maintains Huge Lead on Eve of Conventions

Lazio Leads Republicans for Gov; No Frontrunner for either Senate Nomination

***Gillibrand Picks Up Support & Enjoys Her Highest Favorable Rating Ever; Schumer Has Huge Leads Over All Potential, Largely Unknown, Opponents; AG Race Wide Open Among Barely Known Candidates; Rice Has Early Dem Lead Voters Divided on Gov's Furlough Plan; Blame for Late Budget Shared Among All***

**Loudonville, NY.** On the eve of the state conventions for both parties, Democrats have large leads over their potential Republican opponents for all statewide offices, except Attorney General. Attorney General Andrew Cuomo, now officially a candidate for governor, maintains huge, nearly identical, leads over all three potential Republican opponents. In a three-way Republican primary for the nomination Rick Lazio has 13-point lead over Carl Paladino and a 15-point lead over Suffolk County Executive Steve Levy.

New York's junior Senator, Kirsten Gillibrand, has her highest favorability rating ever and leads potential Republican opponents by at least 26 percentage points, while senior Senator Charles Schumer leads four potential Republican opponents by at least 39 percentage points.

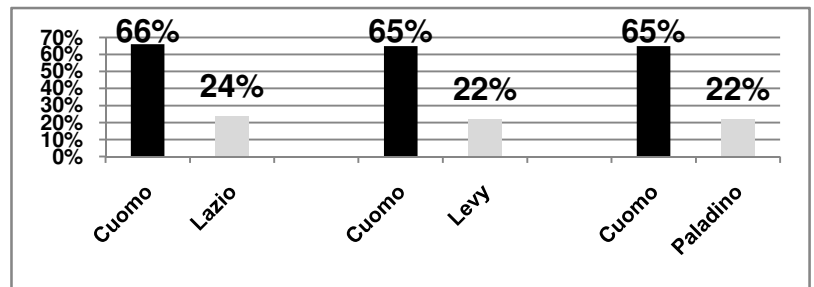
Six candidates for Attorney General – five Democrats and one Republican – are all unknown to at least three-quarters of voters less than four months from primary day. Nassau District Attorney Kathleen Rice has the early lead among Democrats, although nearly two-thirds of Democrats are still undecided. She also has a larger lead over potential Republican opponent Staten Island District Attorney Dan Donovan (18 points) than any of the other four Democrats, who lead Donovan by between four and eight percentage points.

In the one race that appears to be primary-free in both parties, little-known State Comptroller Tom DiNapoli seeking to retain that office has a two-to-one lead over his lesser known Republican opponent, Harry Wilson.

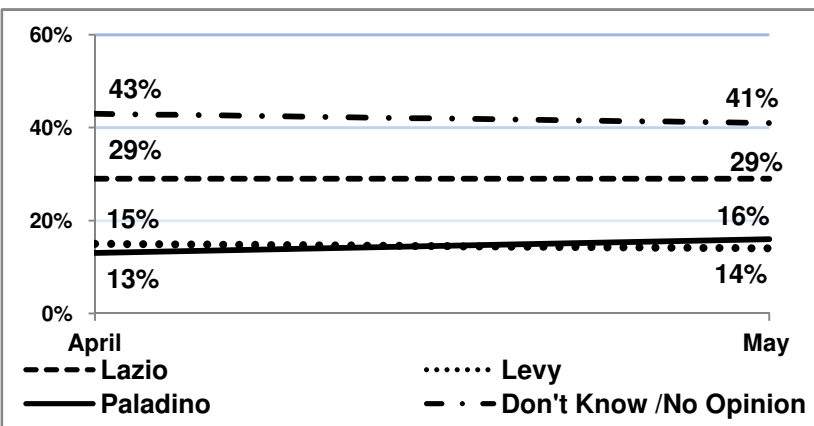
Voters are divided on Governor David Paterson's state worker furlough plan with 47 percent supporting it and 49 percent opposing it. When it comes to the late budget blame game, 25 percent blame the Governor, 15 percent blame Senate Democrats, 14 percent blame legislative Republicans and nine percent blame Assembly Democrats. Another 14 percent volunteered that the Governor and all legislators are to blame.

**The Race for Governor – Cuomo Continues to Dominate**

“Cuomo has been the prohibitive favorite to be elected New York’s next governor, even before he officially declared his candidacy. With a little more than five months until Election Day, nothing has happened to change that dynamic,” said Siena College pollster Steven Greenberg. “He is viewed more favorably than any candidate in New York, and he has forty-plus-point leads over all three declared candidates for the Republican nomination.



“Not only does he have huge leads in hypothetical horse races, when Siena asked voters – prior to anyone being identified as a gubernatorial candidate – 43 percent of voters, including 31 percent of Republicans, volunteered that they would like to see Andrew Cuomo elected the next governor. There was a three-way tie for second, at five percent, among Paterson, former New York City Mayor Rudy Giuliani, and Paladino. No candidate other

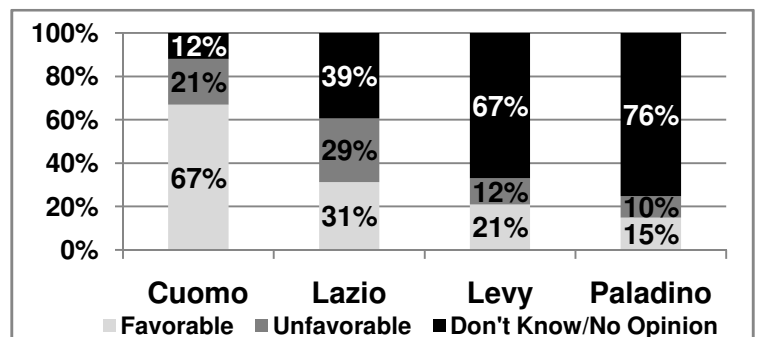


than Cuomo was named by more than 12 percent of any geographic or demographic group,” Greenberg said.

“For delegates to the Republican convention an open question is which gubernatorial candidates to put on the primary ballot. For Republican voters statewide, who to support if there is a Republican primary is also a very

open question,” Greenberg said. “While Lazio continues to have the early lead, more Republicans are undecided than identify themselves as Lazio supporters. And while movement among Republicans was small over the last month, Paladino had passed Levy for second place.

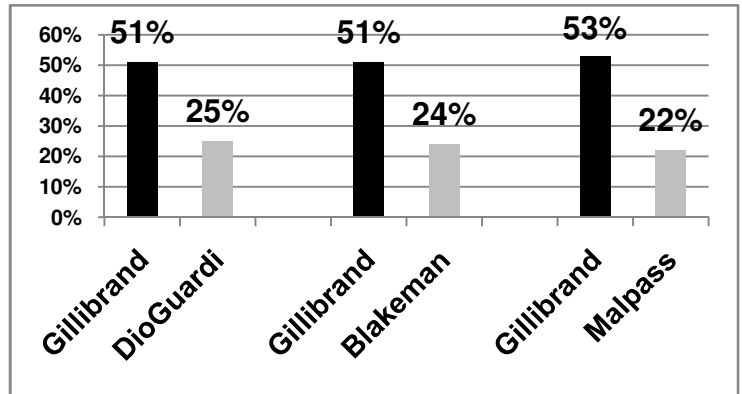
“Two-thirds of voters view Cuomo favorably, while three-quarters of voters don’t know enough about Paladino to have an opinion and two-thirds don’t know enough about Levy. Lazio is more known, however, his unfavorable rating is eight points above Cuomo’s even though his favorable rating is 36 points lower than Cuomo’s,” Greenberg said.



### The Race for Junior United States Senator – Gillibrand Sees Support Increase

“Enjoying her highest favorable rating ever – 42 percent favorable to 24 percent unfavorable – Gillibrand is now over 50 percent against all three potential Republican opponents,” Greenberg said. “The three Republicans remain unknown to more than 80 percent of New York voters, including more than 80 percent of Republican voters.

“Gillibrand also receives the largest support she’s ever gotten on the generic ‘elect’ question. Currently, 36 percent of voters say they are prepared to elect Gillibrand, while 38 percent say they ‘prefer someone else.’ That’s up from 27-40 percent last month,” Greenberg said.



“Joe DioGuardi has a small early lead over Bruce Blakeman and David Malpass among Republican voters, however, three-quarters of Republican voters are undecided at this early point in a race involving three candidates that most of them know nothing about,” Greenberg said.

### The Race for Senior United States Senator – Schumer Has Huge Lead Over All Current Opponents

“Schumer leads four potential Republican opponents by between 39 and 44 percentage points. He currently has the support of at least 63 percent of voters against any of them, including the support of more than one-third of Republicans against all of them,” Greenberg said.

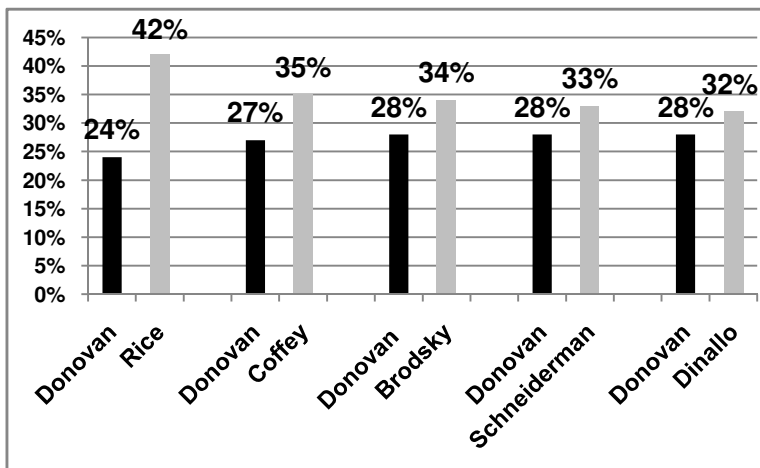
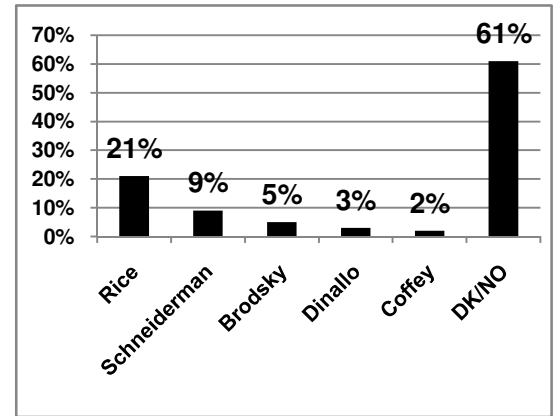
“Schumer has a better than two-to-one favorability rating, 64-27 percent, including a 47-41 percent favorability rating with Republicans,” Greenberg said. “None of his potential Republican opponents – Gary Berntsen, Nassau County Comptroller George Maragos, Jim Staudenraus, or Jay Townsend – have favorability ratings in double digits, and all are unknown to more than 84 percent of voters and more than 88 percent of Republicans.”

### The Race for Comptroller – Unknown DiNapoli has Two-to-one Lead Over Really Unknown Wilson

“More voters – 25 percent – now have a favorable view of State Comptroller Tom DiNapoli than ever before, and only 12 percent have an unfavorable view. That’s the good news for DiNapoli. The bad news is that nearly two-thirds of voters still have no opinion about him after three years as comptroller,” Greenberg said. “Nearly nine in ten voters don’t know enough about Republican Harry Wilson to have an opinion about him. Currently, DiNapoli has 45-22 percent lead over Wilson – largely unchanged from last month’s 42-19 percent lead – with 33 percent of voters undecided.”

**The Race for Attorney General – Unknown Candidates & Uncertain Primary Ballot for Democrats**

“When asked for their preference for a successor to Cuomo as Attorney General, Democrats give Rice an early lead over State Senator Eric Schneiderman, Assemblyman Richard Brodsky, Eric Dinallo and Sean Coffey. However, nearly two-thirds of Democrats remain undecided among five candidates unknown to more than three-quarters of voters and Democrats,” Greenberg said. “The question of which candidates Democrats will have an opportunity to vote for come September may become clearer this week when we see which of these candidates gets at least 25 percent of the weighted vote at the Democrats’ convention.”



“If, as expected, Donovan is the Republican nominee, he too is unknown to most voters and starts the campaign trailing all of the Democrats, but only Rice by double digits,” Greenberg said. “At this stage of the election calendar, the open seat for Attorney General looks like the most competitive general election race among the statewide offices.”

**To Furlough or Not to Furlough State Workers: Voters Are Virtually Evenly Divided**

“When it comes to the Governor’s plan to furlough state workers, there is no consensus, with 47 percent of voters supporting it and 49 percent opposing it,” Greenberg said. “Democrats are opposed, Republicans are divided and independent voters support the furlough plan. New York City voters are opposed, upstaters are divided and suburban voters support furloughs.”

**Late Budget Blame – Plenty to Go Around**

“A plurality of voters from every party and region say that Paterson is deserving of the most blame for the late state budget, however, there is no strong consensus among voters who divide their finger pointing among both parties and both houses of the Legislature in addition to the Governor,” Greenberg said.

###

This SRI survey was conducted May 17-20, 2010 by telephone calls to 905 New York State registered voters. It has a margin of error of  $\pm 3.3$  percentage points. It includes 328 Republicans, with a margin of error of  $\pm 5.4$  percentage points and 374 Democrats, with a margin of error of  $\pm 5.1$  percentage points. Data was statistically adjusted by age, party and gender to ensure representativeness. Sampling was conducted via random digit dialing weighted to reflect known population patterns. SRI is an independent, non-partisan research institute. SRI subscribes to the American Association of Public Opinion Research Code of Professional Ethics and Practices. For more information, please call Steven Greenberg at 518-469-9858. Survey cross-tabulations and frequencies can be found at: [www.Siena.edu/SRI/SNY](http://www.Siena.edu/SRI/SNY).



# SIENA RESEARCH INSTITUTE

SIENA COLLEGE, LOUDONVILLE, NY

[www.siena.edu/sri](http://www.siena.edu/sri)

## Siena College Poll Trends – May 2010

Do you have a favorable or unfavorable opinion about Andrew Cuomo?

DATE	FAVORABLE	UNFAVORABLE	DON'T KNOW/NO OPINION
May 2010	67	21	12
April 2010	66	18	15
March 22, 2010	63	22	15
March 8, 2010	63	25	12
February 2010	66	21	13
January 2010	67	21	12
December 2009	67	19	14
November 2009	70	20	11
October 2009	67	20	14
September 2009	66	21	13
August 2009	70	14	16
July 2009	63	21	16
June 2009	71	17	12
May 2009	66	20	14
April 2009	66	18	16
March 2009	68	17	15
February 2009	69	18	13
January 26, 2009	64	17	19
<b>HIGHEST EVER</b>	<b>71 (6/09)</b>	<b>42 (10/06)</b>	<b>24 (1/06, 2/06, 9/07)</b>
<b>LOWEST EVER</b>	<b>44 (8/06, 10/06)</b>	<b>14 (8/09)</b>	<b>11 (11/09)</b>

Do you have a favorable or unfavorable opinion about Rick Lazio?

DATE	FAVORABLE	UNFAVORABLE	DON'T KNOW/NO OPINION
May 2010	31	29	39
April 2010	29	25	46
March 22, 2010	29	27	45
March 8, 2010	30	29	40
February 2010	31	26	43
January 2010	27	30	43
December 2009	25	25	51
November 2009	29	22	50
October 2009	23	27	50
September 2009	22	25	53
August 2009	21	22	57
July 2009	25	22	53
February 2009	23	23	54
January 26, 2009	19	18	64
<b>HIGHEST EVER</b>	<b>31 (5/10, 2/10)</b>	<b>30 (1/10)</b>	<b>64 (1/09)</b>
<b>LOWEST EVER</b>	<b>19 (1/09)</b>	<b>18 (1/09)</b>	<b>39 (5/10)</b>

Do you have a favorable or unfavorable opinion about Steve Levy?

DATE	FAVORABLE	UNFAVORABLE	DON'T KNOW/NO OPINION
May 2010	21	12	67
April 2010	21	16	63
March 22, 2010	16	16	68
January 2010	17	15	68
<b>HIGHEST EVER</b>	<b>21 (5/10, 4/10)</b>	<b>16 (4/10, 3/22/10)</b>	<b>68 (3/22/10, 3/8/10)</b>
<b>LOWEST EVER</b>	<b>16 (3/22/10)</b>	<b>12 (5/10)</b>	<b>63 (4/10)</b>

# Siena College Poll Trends – May 2010

Page 2

Do you have a favorable or unfavorable opinion about Carl Paladino?

DATE	FAVORABLE	UNFAVORABLE	DON'T KNOW/NO OPINION
May 2010	15	10	76
April 2010	11	13	76
<b>HIGHEST EVER</b>	<b>15 (5/10)</b>	<b>13 (4/10)</b>	<b>76 (5/10, 4/10)</b>
<b>LOWEST EVER</b>	<b>11 (4/10)</b>	<b>10 (5/10)</b>	<b>76 (5/10, 4/10)</b>

(REPS ONLY) If the Republican primary for governor were held today and the candidates were Rick Lazio, Steve Levy and Carl Paladino, who would you vote for? (CANDIDATE CHOICES WERE ROTATED)

DATE	LAZIO	LEVY	PALADINO	DON'T KNOW/NO OPINION
May 2010	29	14	16	41
April 2010	29	15	13	43
March 22, 2010	45	16	NA	40
<b>HIGHEST EVER</b>	<b>45 (3/22/10)</b>	<b>16 (3/22/10)</b>	<b>16 (5/10)</b>	<b>43 (4/10)</b>
<b>LOWEST EVER</b>	<b>29 (5/10, 4/10)</b>	<b>14 (5/10)</b>	<b>13 (4/10)</b>	<b>40 (3/22/10)</b>

If the 2010 election for governor were held today and the candidates were Andrew Cuomo on the Democratic line and Rick Lazio on the Republican line, who would you vote for? (CANDIDATE CHOICES WERE ROTATED)

DATE	CUOMO	LAZIO	REDLICH	DON'T KNOW/NO OPINION
May 2010	66	24	NA	10
April 2010	61	24	NA	16
March 22, 2010	59	21	3	17
March 8, 2010	63	25	NA	11
February 2010	63	26	NA	11
January 2010	66	24	NA	10
December 2009	68	22	NA	10
November 2009	67	22	NA	11
October 2009	66	21	NA	14
September 2009	64	18	NA	18
August 2009	66	16	NA	18
July 2009	65	20	NA	15
February 2009	66	16	NA	18
January 26, 2009	61	17	NA	22
<b>HIGHEST EVER</b>	<b>68 (12/09)</b>	<b>26 (2/10)</b>	<b>3 (3/22/10)</b>	<b>22 (1/09)</b>
<b>LOWEST EVER</b>	<b>59 (3/22/09)</b>	<b>16 (8/09, 2/09)</b>	<b>3 (3/22/10)</b>	<b>10 (5/10, 1/10, 12/09)</b>

If the 2010 election for governor were held today and the candidates were Andrew Cuomo on the Democratic line and Steve Levy on the Republican line, who would you vote for? (CANDIDATE CHOICES WERE ROTATED)

DATE	CUOMO	LEVY	REDLICH	DON'T KNOW/NO OPINION
May 2010	65	22	NA	13
April 2010	58	23	NA	19
March 22, 2010	63	16	4	17
<b>HIGHEST EVER</b>	<b>65 (5/10)</b>	<b>23 (4/10)</b>	<b>4 (3/22/10)</b>	<b>19 (4/10)</b>
<b>LOWEST EVER</b>	<b>58 (4/10)</b>	<b>16 (3/23/10)</b>	<b>4 (3/22/10)</b>	<b>13 (5/10)</b>

If the 2010 election for governor were held today and the candidates were Andrew Cuomo on the Democratic line and Carl Paladino on the Republican line, who would you vote for? (CANDIDATE CHOICES WERE ROTATED)

DATE	CUOMO	PALADINO	REDLICH	DON'T KNOW/NO OPINION
May 2010	65	22	NA	13
April 2010	64	19	NA	16
<b>HIGHEST EVER</b>	<b>65 (5/10)</b>	<b>22 (5/10)</b>	NA	<b>16 (4/10)</b>
<b>LOWEST EVER</b>	<b>64 (4/10)</b>	<b>19 (4/10)</b>	NA	<b>13 (5/10)</b>

# Siena College Poll Trends – May 2010

Page 3

Do you have a favorable or unfavorable opinion about Kirsten Gillibrand?

DATE	FAVORABLE	UNFAVORABLE	DON'T KNOW/NO OPINION
May 2010	42	24	34
April 2010	34	25	41
March 22, 2010	32	29	39
February 2010	34	28	38
January 2010	30	32	38
December 2009	31	22	47
November 2009	34	24	43
October 2009	28	26	46
September 2009	29	24	47
August 2009	29	20	52
May 2009	33	21	46
April 2009	33	23	44
March 2009	26	20	54
February 2009	34	20	46
January 29, 2009	30	14	56
<b>HIGHEST EVER</b>	<b>42 (5/10)</b>	<b>32 (1/09)</b>	<b>56 (1/09)</b>
<b>LOWEST EVER</b>	<b>26 (3/09)</b>	<b>14 (1/09)</b>	<b>34 (5/10)</b>

If Kirsten Gillibrand runs for United States Senator this year, would you vote to elect her or would you prefer someone else?

DATE	ELECT	PREFER SOMEONE ELSE	DON'T KNOW/NO OPINION
May 2010	36	38	27
April 2010	27	40	33
March 22, 2010	28	38	34
February 2010	30	40	30
January 2010	29	45	26
December 2009	30	34	35
November 2009	33	38	29
May 2009	27	39	34
April 2009	20	47	33
March 2009	23	37	39
January 29, 2009	21	29	50
<b>HIGHEST EVER</b>	<b>36 (5/10)</b>	<b>47 (4/09)</b>	<b>50 (1/09)</b>
<b>LOWEST EVER</b>	<b>20 (4/09)</b>	<b>29 (1/09)</b>	<b>26 (1/10)</b>

Do you have a favorable or unfavorable opinion about Bruce Blakeman?

DATE	FAVORABLE	UNFAVORABLE	DON'T KNOW/NO OPINION
May 2010	6	6	88
April 2010	6	6	88
March 22, 2010	8	8	84
February 2010	5	11	84
December 2009	4	6	90
<b>HIGHEST EVER</b>	<b>8 (3/22/10)</b>	<b>11 (2/10)</b>	<b>90 (12/09)</b>
<b>LOWEST EVER</b>	<b>4 (12/09)</b>	<b>6 (5/10, 4/10, 12/09)</b>	<b>84 (3/22/10, 2/10)</b>

Do you have a favorable or unfavorable opinion about Joe DioGuardi?

DATE	FAVORABLE	UNFAVORABLE	DON'T KNOW/NO OPINION
May 2010	10	8	82
April 2010	10	8	82
<b>HIGHEST EVER</b>	<b>10 (5/10, 4/10)</b>	<b>8 (5/10, 4/10)</b>	<b>82 (5/10, 4/10)</b>
<b>LOWEST EVER</b>	<b>10 (5/10, 4/10)</b>	<b>8 (5/10, 4/10)</b>	<b>82 (5/10, 4/10)</b>

# Siena College Poll Trends – May 2010

## Page 4

Do you have a favorable or unfavorable opinion about David Malpass?

DATE	FAVORABLE	UNFAVORABLE	DON'T KNOW/NO OPINION
May 2010	5	6	89
April 2010	5	5	89
<b>HIGHEST EVER</b>	<b>5 (5/10, 4/10)</b>	<b>6 (5/10)</b>	<b>89 (5/10, 4/10)</b>
<b>LOWEST EVER</b>	<b>5 (5/10, 4/10)</b>	<b>5 (4/10)</b>	<b>89 (5/10, 4/10)</b>

(REPS ONLY) If the Republican primary for United States Senator – to challenge Kirsten Gillibrand – were held today and the candidates were Bruce Blakeman, Joe DioGuardi and David Malpass, who would you vote for? (CANDIDATE CHOICES WERE ROTATED)

DATE	BLAKEMAN	DIOGUARDI	MALPASS	DON'T KNOW/NO OPINION
May 2010	8	15	4	74
April 2010	7	24	5	65
<b>HIGHEST EVER</b>	<b>8 (5/10)</b>	<b>24 (4/10)</b>	<b>5 (4/10)</b>	<b>74 (5/10)</b>
<b>LOWEST EVER</b>	<b>7 (4/10)</b>	<b>15 (5/10)</b>	<b>4 (5/10)</b>	<b>65 (4/10)</b>

If the 2010 election for United States Senator were held today and the candidates were Kirsten Gillibrand on the Democratic line and Bruce Blakeman on the Republican line, who would you vote for? (CANDIDATE CHOICES WERE ROTATED)

DATE	GILLIBRAND	BLAKEMAN	DON'T KNOW/NO OPINION
May 2010	51	24	25
April 2010	46	26	28
March 22, 2010	48	24	28
February 2010	51	24	25
December 2009	52	22	26
<b>HIGHEST EVER</b>	<b>52 (12/09)</b>	<b>26 (4/10)</b>	<b>28 (4/10, 3/22/10)</b>
<b>LOWEST EVER</b>	<b>46 (4/10)</b>	<b>22 (12/09)</b>	<b>25 (5/10, 2/10)</b>

If the 2010 election for United States Senator were held today and the candidates were Kirsten Gillibrand on the Democratic line and Joe DioGuardi on the Republican line, who would you vote for? (CANDIDATE CHOICES WERE ROTATED)

DATE	GILLIBRAND	DIOGUARDI	DON'T KNOW/NO OPINION
May 2010	51	25	24
April 2010	46	27	27
<b>HIGHEST EVER</b>	<b>51 (5/10)</b>	<b>27 (4/10)</b>	<b>27 (4/10)</b>
<b>LOWEST EVER</b>	<b>46 (4/10)</b>	<b>25 (5/10)</b>	<b>24 (5/10)</b>

If the 2010 election for United States Senator were held today and the candidates were Kirsten Gillibrand on the Democratic line and David Malpass on the Republican line, who would you vote for? (CANDIDATE CHOICES WERE ROTATED)

DATE	GILLIBRAND	MALPASS	DON'T KNOW/NO OPINION
May 2010	53	22	25
April 2010	46	24	30
<b>HIGHEST EVER</b>	<b>53 (5/10)</b>	<b>24 (4/10)</b>	<b>30 (4/10)</b>
<b>LOWEST EVER</b>	<b>46 (4/10)</b>	<b>22 (5/10)</b>	<b>25 (5/10)</b>

Do you have a favorable or unfavorable opinion about Charles Schumer?

DATE	FAVORABLE	UNFAVORABLE	DON'T KNOW/NO OPINION
May 2010	64	27	10
March 22, 2010	62	27	10
February 2010	61	29	10
December 2009	60	28	13
November 2009	60	30	10
May 2009	63	25	12
January 29, 2009	66	23	11
<b>HIGHEST EVER</b>	<b>70 (7/05)</b>	<b>30 (11/09)</b>	<b>17 (2/05)</b>
<b>LOWEST EVER</b>	<b>60 (12/09, etc.)</b>	<b>20 (2/05, 11/06)</b>	<b>9 (7/05)</b>



# Siena College Poll Trends – May 2010

## Page 5

If Charles Schumer runs for United States Senator in 2010, would you vote to elect him or would you prefer someone else?

DATE	ELECT	PREFER SOMEONE ELSE	DON'T KNOW/NO OPINION
May 2010	52	35	13
March 22, 2010	56	31	13
February 2010	55	36	9
November 2009	60	32	8
May 2009	61	31	8
May 2008	54	32	15
<b>HIGHEST EVER</b>	<b>60 (11/09)</b>	<b>36 (2/10)</b>	<b>15 (5/08)</b>
<b>LOWEST EVER</b>	<b>52 (5/10)</b>	<b>31 (3/22/10, 5/09)</b>	<b>8 (11/09, 5/09)</b>

Do you have a favorable or unfavorable opinion about Randy Credico?

DATE	FAVORABLE	UNFAVORABLE	DON'T KNOW/NO OPINION
May 2010	4	6	91
November 2009	3	7	91
<b>HIGHEST EVER</b>	<b>4 (5/10)</b>	<b>7 (11/09)</b>	<b>91 (5/10, 11/09)</b>
<b>LOWEST EVER</b>	<b>3 (11/09)</b>	<b>6 (5/10)</b>	<b>91 (5/10, 11/09)</b>

(DEMS ONLY) If the Democratic primary for United States Senator was held today and the candidates were Charles Schumer and Randy Credico who would you vote for? (CANDIDATE CHOICES WERE ROTATED)

DATE	SCHUMER	CREDICO	DON'T KNOW/NO OPINION
May 2010	78	11	11
November 2009	83	9	8
<b>HIGHEST EVER</b>	<b>83 (11/09)</b>	<b>11 (5/10)</b>	<b>11 (5/10)</b>
<b>LOWEST EVER</b>	<b>78 (5/10)</b>	<b>9 (11/09)</b>	<b>8 (11/09)</b>

Do you have a favorable or unfavorable opinion about Thomas DiNapoli?

DATE	FAVORABLE	UNFAVORABLE	DON'T KNOW/NO OPINION
May 2010	25	12	63
April 2010	20	12	69
March 22, 2010	19	15	66
December 2009	22	10	67
November 2009	20	11	69
August 2009	16	11	74
May 2009	19	16	65
February 2009	16	13	71
<b>HIGHEST EVER</b>	<b>25 (5/10)</b>	<b>18 (5/07)</b>	<b>80 (6/07)</b>
<b>LOWEST EVER</b>	<b>7 (6/07, 5/07)</b>	<b>10 (12/09, 11/08)</b>	<b>63 (5/10)</b>

If Tom DiNapoli runs for State Comptroller in 2010, would you vote to elect him or would you prefer someone else?

DATE	ELECT	PREFER SOMEONE ELSE	DON'T KNOW/NO OPINION
May 2010	27	28	45
April 2010	21	25	54
November 2009	28	30	42
August 2009	17	28	56
May 2009	22	25	53
<b>HIGHEST EVER</b>	<b>28 (11/09)</b>	<b>30 (11/09)</b>	<b>56 (8/07)</b>
<b>LOWEST EVER</b>	<b>17 (8/09)</b>	<b>25 (4/10, 5/09)</b>	<b>42 (11/09)</b>

Do you have a favorable or unfavorable opinion about Harry Wilson?

DATE	FAVORABLE	UNFAVORABLE	DON'T KNOW/NO OPINION
May 2010	6	5	89
April 2010	7	5	88
<b>HIGHEST EVER</b>	<b>7 (4/10)</b>	<b>5 (5/10, 4/10)</b>	<b>89 (5/10)</b>
<b>LOWEST EVER</b>	<b>6 (5/10)</b>	<b>5 (5/10, 4/10)</b>	<b>88 (4/10)</b>

# Siena College Poll Trends – May 2010

## Page 6

If the 2010 election for State Comptroller were held today and the candidates were Tom DiNapoli on the Democratic line and Harry Wilson on the Republican line, who would you vote for? (CANDIDATE CHOICES WERE ROTATED)

DATE	DINAPOLI	WILSON	DON'T KNOW/NO OPINION
May 2010	45	22	33
April 2010	42	19	39
<b>HIGHEST EVER</b>	<b>45 (5/10)</b>	<b>22 (5/10)</b>	<b>39 (4/10)</b>
<b>LOWEST EVER</b>	<b>42 (4/10)</b>	<b>19 (4/10)</b>	<b>33 (5/10)</b>

Do you have a favorable or unfavorable opinion about Eric Schneiderman?

DATE	FAVORABLE	UNFAVORABLE	DON'T KNOW/NO OPINION
May 2010	10	6	84
November 2009	8	6	86
<b>HIGHEST EVER</b>	<b>10 (5/10)</b>	<b>6 (5/10, 11/09)</b>	<b>86 (11/09)</b>
<b>LOWEST EVER</b>	<b>8 (11/09)</b>	<b>6 (5/10, 11/09)</b>	<b>84 (5/10)</b>

Do you have a favorable or unfavorable opinion about Kathleen Rice?

DATE	FAVORABLE	UNFAVORABLE	DON'T KNOW/NO OPINION
May 2010	20	5	75
November 2009	19	7	74
<b>HIGHEST EVER</b>	<b>20 (5/10)</b>	<b>7 (11/09)</b>	<b>75 (5/10)</b>
<b>LOWEST EVER</b>	<b>19 (11/09)</b>	<b>5 (5/10)</b>	<b>74 (11/09)</b>

Do you have a favorable or unfavorable opinion about Richard Brodsky?

DATE	FAVORABLE	UNFAVORABLE	DON'T KNOW/NO OPINION
May 2010	10	7	83
November 2009	8	10	83
<b>HIGHEST EVER</b>	<b>10 (5/10)</b>	<b>10 (11/09)</b>	<b>83 (5/10, 11/09)</b>
<b>LOWEST EVER</b>	<b>8 (11/09)</b>	<b>7 (5/10)</b>	<b>83 (5/10, 11/09)</b>

Do you have a favorable or unfavorable opinion about Eric Dinallo?

DATE	FAVORABLE	UNFAVORABLE	DON'T KNOW/NO OPINION
May 2010	8	6	86
November 2009	5	6	88
<b>HIGHEST EVER</b>	<b>8 (5/10)</b>	<b>6 (5/10, 11/09)</b>	<b>88 (11/09)</b>
<b>LOWEST EVER</b>	<b>5 (11/09)</b>	<b>6 (5/10, 11/09)</b>	<b>86 (5/10)</b>

Do you have a favorable or unfavorable opinion about Dan Donovan?

DATE	FAVORABLE	UNFAVORABLE	DON'T KNOW/NO OPINION
May 2010	10	5	86
November 2009	8	7	85
<b>HIGHEST EVER</b>	<b>10 (5/10)</b>	<b>7 (11/09)</b>	<b>86 (5/10)</b>
<b>LOWEST EVER</b>	<b>8 (11/09)</b>	<b>5 (5/10)</b>	<b>85 (11/09)</b>

(DEMS ONLY) If the Democratic primary for Attorney General was held today and the candidates were Richard Brodsky, Sean Coffey, Eric Dinallo, Kathleen Rice, and Eric Schneiderman who would you vote for? (CANDIDATE CHOICES WERE ROTATED)

DATE	BRODSKY	COFFEY	DINALLO	RICE	SCHNEIDERMAN	DK/NO/OTHER
May 2010	5	2	3	21	9	61
November 2009	4	NA	2	10	2	82
<b>HIGHEST EVER</b>	<b>5 (5/10)</b>	<b>2 (5/10)</b>	<b>3 (5/10)</b>	<b>21 (5/10)</b>	<b>9 (5/10)</b>	<b>82 (11/09)</b>
<b>LOWEST EVER</b>	<b>4 (11/09)</b>	<b>2 (5/10)</b>	<b>2 (11/09)</b>	<b>10 (11/09)</b>	<b>2 (11/09)</b>	<b>61 (5/10)</b>

# Siena College Poll Trends – May 2010

## Page 7

As things stand now, if the election for State Senate were held today, would you vote to re-elect your incumbent Senator or would you prefer someone else?

DATE	RE-ELECT	PREFER SOMEONE ELSE	DON'T KNOW/NO OPINION
May 2010	35	49	17
April 2010	37	47	16
March 22, 2010	38	44	18
February 2010	41	43	16
January 2010	34	49	17
December 2009	42	42	16
October 2009	40	46	15
September 2009	38	45	17
August 2009	37	43	20
July 2009	31	40	28
<b>HIGHEST EVER</b>	<b>42 (12/09)</b>	<b>49 (5/10, 1/10)</b>	<b>28 (7/09)</b>
<b>LOWEST EVER</b>	<b>31 (7/09)</b>	<b>40 (7/09)</b>	<b>15 (10/09)</b>

Democrats currently control the State Senate by a 32 to 30 majority. Looking at this year's election, would you prefer to see the Democrats win a larger majority, would you prefer to see the Republicans win control of the Senate, or would you prefer to see the Senate continue to be closely divided between Republicans and Democrats?

DATE	BIGGER DEM	REPUBLICAN	CLOSELY DIVIDED	DON'T KNOW/NO OPINION
May 2010	36	24	33	6
March 22, 2010	33	22	38	6
January 2010	33	25	38	4
December 2009	36	23	36	5
<b>HIGHEST EVER</b>	<b>36 (5/10, 12/09)</b>	<b>25 (1/10)</b>	<b>38 (3/22/10, 1/10)</b>	<b>6 (5/10, 3/22/10)</b>
<b>LOWEST EVER</b>	<b>33 (3/22/10, 1/10)</b>	<b>22 (3/22/10)</b>	<b>33 (5/10)</b>	<b>4 (1/10)</b>

Do you have a favorable or unfavorable opinion about David Paterson?

DATE	FAVORABLE	UNFAVORABLE	DON'T KNOW/NO OPINION
May 2010	32	58	10
April 2010	25	65	10
March 22, 2010	25	65	10
March 8, 2010	21	67	12
February 2010	35	55	10
January 2010	38	52	10
December 2009	36	53	12
November 2009	33	56	12
October 2009	27	61	12
September 2009	29	59	13
August 2009	32	55	12
July 2009	36	56	8
June 2009	31	57	11
May 2009	27	60	13
April 2009	27	63	10
March 2009	29	58	13
February 2009	40	47	13
January 29, 2009	54	30	17
January 26, 2009	60	23	16
<b>HIGHEST EVER</b>	<b>64 (11/08)</b>	<b>67 (3/8/10)</b>	<b>76 (1/07)</b>
<b>LOWEST EVER</b>	<b>17 (1/07)</b>	<b>8 (1/07)</b>	<b>8 (7/09)</b>

# Siena College Poll Trends – May 2010

## Page 8

Is New York State on the right track, or is it headed in the wrong direction?

DATE	RIGHT TRACK	WRONG DIRECTION	DON'T KNOW/NO OPINION
May 2010	16	72	12
April 2010	20	68	11
March 22, 2010	18	70	12
March 8, 2010	16	70	14
February 2010	25	63	12
January 2010	27	61	12
December 2009	24	61	15
November 2009	24	60	16
October 2009	24	61	15
September 2009	28	57	15
August 2009	28	57	15
July 2009	23	64	13
June 2009	24	63	13
May 2009	33	52	14
April 2009	27	57	15
March 2009	30	52	19
February 2009	31	53	16
January 26, 2009	39	42	19
<b>HIGHEST EVER</b>	<b>52 (11/06)</b>	<b>72 (5/10)</b>	<b>30 (1/07)</b>
<b>LOWEST EVER</b>	<b>16 (5/10, 3/8/10)</b>	<b>26 (1/07)</b>	<b>11 (4/10)</b>

**Poll Trend Notes:** Trends reflect questions asked at least twice since the first Siena College Poll in February 2005. Results listed here include all times questions have been asked since January 2009.

“Highest Ever” and “Lowest Ever” is provided at the bottom of each question.

All surveys are of registered voters except for the polls of September and October 2008 and September and October 2006, which are polls of likely voters.