



# SIENA RESEARCH INSTITUTE

SIENA COLLEGE, LOUDONVILLE, NY

[www.siena.edu/sri](http://www.siena.edu/sri)

For Immediate Release:  
Contact:  
PDF version; crosstabs:

Wednesday, March 19, 2008  
Dr. Don Levy at 518-783-2901, [dlevy@siena.edu](mailto:dlevy@siena.edu)  
[www.siena.edu/sri/sportsfanship03\\_08](http://www.siena.edu/sri/sportsfanship03_08)

## Siena NY Sports Poll

### **Clemens Strikes Out –NYers Overwhelmingly Think He Lied *Yankees Are NY's Favorite Team – Followed By Mets, Giants, Bills, and Red Sox* Steroids Should Keep Athletes Out of Hall and Bring Congress In**

**Loudonville, NY.** By better than four-to-one (54-12 percent) New Yorkers believe Roger Clemens used performance enhancing drugs, despite his repeated denials. This helps explain why more New Yorkers (36%) have an unfavorable opinion of the former Yankee pitcher than those (28%) who have a favorable impression of Clemens, according to a new Siena NY Sports Poll released today by the Siena (College) Research Institute (SRI). Nearly two-thirds of New Yorkers would deny induction into a “Hall of Fame” for athletes that used performance enhancing drugs and a majority endorse the investigation of drugs in sports by Congress. The Siena NY Sports Poll also finds that the Yankees are the team with far and away the most New York fans. The Bronx Bombers were selected by 27%, followed by the Mets (12%) and the Superbowl champion Giants (9%).

“A majority of all New Yorkers regardless of age, gender, or region are sports fans with strong allegiances and opinions,” said Dr. Don Levy, Director of SRI. “New Yorkers clearly see Roger Clemens is a lightning rod. They overwhelmingly think he’s lying about steroid use and, other than self-described Yankee fans; they have an unfavorable view of the seven-time Cy Young Award winner.

“Most fans want to see sports without drug enhanced performance and are ready to invite Congress to help,” Levy said. “And New Yorkers have a message for Barry Bonds, Roger Clemens and any other athlete who has admitted or they suspect has used steroids or other performance enhancing drugs: We don’t want to see you in Cooperstown or any other sports hall of fame.”

Eighty-Seven percent of all New Yorkers have one favorite team from among all sports. Rounding out the top six after the Yankees, Mets and Giants are the Buffalo Bills (4%), the Boston Red Sox (3%) and the Buffalo Sabres (3%). The Yankees are the top team to root for in the New York City area and eastern upstate but western upstate respondents favor the Bills and Sabres over the Yanks. Overall two-thirds of New Yorkers have a favorable opinion of the Yankees with 16% having an unfavorable opinion. But among Met fans only 49% view the Yankees favorably while 33% are negative on the Yanks. Not surprisingly, New Yorkers that prefer the Red Sox have an unfavorable rating of the Yankees of 73% to 19%.

1. In general, would you describe yourself as a sports fan, or not?																					
	Gender			Age			Region				Fanship				Favorite Team						
	overall	Male	Female	18 - 34	35 - 54	55+	NYC	Suburbs	East	West	Avid	Involved	Casual	Non-fan	NY Yankees	NY Mets	NY Giants	Buffalo Bills	Boston Red Sox	Buffalo Sabres	other
Yes	61%	69%	55%	58%	65%	60%	62%	67%	54%	60%	99%	95%	62%	9%	68%	72%	79%	70%	54%	73%	49%
No	38%	30%	45%	41%	35%	38%	37%	33%	46%	38%	1%	5%	36%	90%	32%	27%	21%	27%	46%	23%	49%
No opinion	1%	1%	0%	1%	0%	2%	1%			2%		0%	2%	1%		1%		3%		4%	1%

2. Regardless of whether people call themselves sports fans or not, many people engage in sports related activities. For each of the following activities, please tell me whether you do this activity:																					
a. Watch sports events on television																					
	Gender			Age			Region				Fanship				Favorite Team						
	overall	Male	Female	18 - 34	35 - 54	55+	NYC	Suburbs	East	West	Avid	Involved	Casual	Non-fan	NY Yankees	NY Mets	NY Giants	Buffalo Bills	Boston Red Sox	Buffalo Sabres	other
Every day or almost every day	21%	31%	13%	23%	21%	19%	24%	26%	10%	17%	69%	27%	10%		25%	23%	25%	9%	27%	29%	18%
About once or twice a week	34%	37%	30%	23%	38%	40%	31%	28%	32%	44%	27%	59%	38%	9%	32%	36%	42%	58%	27%	54%	28%
About once or twice a month	16%	11%	21%	19%	16%	15%	16%	18%	22%	14%	4%	11%	33%	13%	23%	20%	15%	15%	12%	4%	13%
Less than once a month	13%	12%	13%	15%	13%	9%	13%	13%	21%	9%	1%	2%	16%	26%	9%	14%	15%	6%	23%	14%	13%
Never	17%	9%	23%	20%	13%	17%	17%	15%	15%	18%		1%	3%	53%	11%	8%	3%	12%	12%		28%

b. Listen to sports on the radio																					
	Gender			Age			Region				Fanship				Favorite Team						
	overall	Male	Female	18 - 34	35 - 54	55+	NYC	Suburbs	East	West	Avid	Involved	Casual	Non-fan	NY Yankees	NY Mets	NY Giants	Buffalo Bills	Boston Red Sox	Buffalo Sabres	other
Every day or almost every day	9%	13%	5%	10%	10%	7%	9%	16%	2%	5%	39%	8%	1%		11%	13%	14%	3%	7%	4%	7%
About once or twice a week	11%	16%	6%	9%	12%	10%	12%	13%	9%	6%	34%	15%	4%		16%	10%	10%	12%	4%	12%	7%
About once or twice a month	10%	11%	9%	8%	12%	9%	9%	7%	6%	16%	16%	19%	6%	1%	11%	11%	13%	6%	7%	31%	8%
Less than once a month	9%	10%	9%	7%	11%	9%	9%	7%	21%	7%	5%	14%	14%	3%	9%	10%	14%	12%	19%	15%	7%
Never	62%	51%	71%	66%	55%	66%	62%	56%	62%	65%	6%	44%	76%	96%	54%	57%	49%	67%	63%	38%	71%

c. Watch or listen to sports news on TV or radio																					
	Gender			Age			Region				Fanship				Favorite Team						
	overall	Male	Female	18 - 34	35 - 54	55+	NYC	Suburbs	East	West	Avid	Involved	Casual	Non-fan	NY Yankees	NY Mets	NY Giants	Buffalo Bills	Boston Red Sox	Buffalo Sabres	other
Every day or almost every day	37%	50%	26%	35%	38%	39%	42%	39%	23%	33%	85%	55%	28%	3%	43%	43%	54%	31%	33%	44%	28%
About once or twice a week	19%	19%	18%	14%	21%	21%	18%	16%	21%	22%	14%	33%	22%	5%	16%	20%	21%	28%	11%	19%	20%
About once or twice a month	9%	5%	12%	10%	9%	7%	9%	6%	15%	8%	1%	7%	17%	7%	9%	11%	6%	9%	7%	7%	8%
Less than once a month	8%	6%	10%	10%	8%	7%	7%	8%	14%	8%		3%	15%	11%	8%	9%	7%	6%	19%	11%	8%
Never	27%	20%	34%	31%	24%	26%	24%	30%	27%	31%		3%	18%	74%	24%	18%	11%	25%	30%	19%	36%

d. Read the sports pages of a newspaper																					
	overall	Gender		Age			Region				Fanship				Favorite Team						
		Male	Female	18 - 34	35 - 54	55+	NYC	Suburbs	East	West	Avid	Involved	Casual	Non-fan	NY Yankees	NY Mets	NY Giants	Buffalo Bills	Boston Red Sox	Buffalo Sabres	other
Every day or almost every day	30%	42%	20%	24%	31%	35%	32%	31%	23%	28%	79%	50%	13%	0%	33%	38%	48%	30%	37%	30%	22%
About once or twice a week	16%	16%	15%	14%	20%	12%	17%	15%	13%	15%	16%	30%	18%	0%	15%	20%	13%	21%	19%	22%	14%
About once or twice a month	7%	8%	6%	10%	4%	6%	6%	6%	10%	6%	5%	5%	14%	2%	10%	4%	10%	3%	7%	4%	5%
Less than once a month	7%	6%	8%	7%	9%	4%	5%	8%	11%	8%	1%	4%	14%	7%	6%	11%	11%		4%	11%	5%
Never	41%	29%	51%	45%	36%	42%	40%	39%	43%	43%		11%	41%	90%	36%	27%	18%	45%	33%	33%	53%
e. Read magazines on sports and athletes																					
	overall	Gender		Age			Region				Fanship				Favorite Team						
		Male	Female	18 - 34	35 - 54	55+	NYC	Suburbs	East	West	Avid	Involved	Casual	Non-fan	NY Yankees	NY Mets	NY Giants	Buffalo Bills	Boston Red Sox	Buffalo Sabres	other
Every day or almost every day	5%	6%	4%	8%	5%	2%	5%	4%	4%	4%	20%	6%			6%	5%	10%	3%	8%	8%	3%
About once or twice a week	12%	17%	8%	14%	14%	8%	15%	10%	5%	11%	40%	19%	1%		10%	11%	16%	18%	23%	8%	12%
About once or twice a month	13%	16%	10%	14%	14%	10%	12%	16%	11%	11%	29%	19%	9%	1%	14%	15%	21%	9%		23%	10%
Less than once a month	11%	12%	9%	8%	13%	11%	10%	13%	15%	9%	5%	16%	17%	3%	13%	13%	19%	12%	15%	4%	7%
Never	60%	49%	69%	57%	55%	69%	57%	56%	65%	64%	7%	39%	72%	96%	58%	55%	34%	58%	54%	58%	68%
f. Talk about sports with your friends, family or co-workers																					
	overall	Gender		Age			Region				Fanship				Favorite Team						
		Male	Female	18 - 34	35 - 54	55+	NYC	Suburbs	East	West	Avid	Involved	Casual	Non-fan	NY Yankees	NY Mets	NY Giants	Buffalo Bills	Boston Red Sox	Buffalo Sabres	other
Every day or almost every day	27%	36%	18%	33%	29%	17%	31%	29%	20%	20%	81%	39%	10%	1%	30%	32%	41%	21%	23%	38%	20%
About once or twice a week	29%	29%	28%	25%	29%	31%	24%	26%	35%	36%	18%	47%	43%	3%	32%	34%	29%	39%	23%	38%	24%
About once or twice a month	13%	11%	15%	12%	13%	14%	13%	17%	11%	10%	1%	9%	28%	10%	14%	12%	21%	3%	27%	4%	11%
Less than once a month	11%	10%	12%	10%	10%	13%	11%	12%	10%	10%		2%	13%	23%	10%	15%	1%	18%	8%	8%	12%
Never	21%	14%	27%	20%	19%	25%	21%	16%	24%	23%		3%	6%	63%	15%	8%	7%	18%	19%	12%	33%
g. Use the internet to keep track of sports																					
	overall	Gender		Age			Region				Fanship				Favorite Team						
		Male	Female	18 - 34	35 - 54	55+	NYC	Suburbs	East	West	Avid	Involved	Casual	Non-fan	NY Yankees	NY Mets	NY Giants	Buffalo Bills	Boston Red Sox	Buffalo Sabres	other
Every day or almost every day	15%	23%	8%	25%	14%	6%	19%	16%	10%	10%	59%	18%	3%		17%	15%	26%	9%	15%	19%	12%
About once or twice a week	14%	16%	11%	15%	15%	9%	14%	11%	13%	16%	23%	24%	12%		10%	15%	16%	21%	19%	22%	13%
About once or twice a month	7%	6%	8%	5%	9%	6%	7%	9%	7%	4%	5%	11%	11%		10%	10%	6%	3%		4%	5%
Less than once a month	7%	7%	6%	7%	8%	4%	6%	8%	9%	5%	2%	7%	13%	3%	7%	8%	9%	3%	11%	4%	6%
Never	58%	48%	67%	48%	54%	75%	55%	56%	61%	64%	10%	41%	62%	97%	56%	53%	44%	64%	56%	52%	64%

h. Listen to sports talk shows on the radio																					
	overall	Gender		Age			Region				Fanship				Favorite Team						
		Male	Female	18 - 34	35 - 54	55+	NYC	Suburbs	East	West	Avid	Involved	Casual	Non-fan	NY Yankees	NY Mets	NY Giants	Buffalo Bills	Boston Red Sox	Buffalo Sabres	other
Every day or almost every day	8%	14%	3%	8%	9%	8%	10%	11%	4%	6%	40%	5%	1%		12%	9%	10%	9%	7%	12%	6%
About once or twice a week	11%	16%	6%	10%	12%	10%	11%	15%	8%	8%	33%	17%	3%		13%	13%	19%	15%	4%	8%	7%
About once or twice a month	8%	7%	9%	6%	7%	10%	8%	6%	14%	7%	13%	13%	8%		10%	8%	13%	3%	11%	12%	5%
Less than once a month	7%	7%	6%	7%	6%	6%	6%	6%	6%	7%	5%	13%	6%	3%	6%	4%	7%	12%	11%	4%	7%
Never	67%	56%	76%	68%	65%	66%	65%	61%	69%	72%	9%	52%	82%	97%	59%	66%	51%	61%	68%	65%	75%

3. Now I am going to read you the names of several people in the sports world. For each, please tell me if you have a favorable opinion of that person or team, an unfavorable opinion or no opinion at all [rotated].

a. Derek Jeter																					
	overall	Gender		Age			Region				Fanship				Favorite Team						
		Male	Female	18 - 34	35 - 54	55+	NYC	Suburbs	East	West	Avid	Involved	Casual	Non-fan	NY Yankees	NY Mets	NY Giants	Buffalo Bills	Boston Red Sox	Buffalo Sabres	other
Favorable	67%	71%	63%	62%	71%	68%	71%	69%	70%	56%	84%	82%	75%	34%	88%	72%	76%	52%	44%	46%	54%
Unfavorable	6%	6%	5%	8%	4%	5%	5%	8%	4%	5%	10%	5%	3%	6%	1%	13%	6%	3%	30%	12%	4%
No opinion	28%	23%	32%	31%	25%	27%	24%	23%	26%	39%	5%	13%	21%	59%	11%	15%	18%	45%	26%	42%	41%

b. George Steinbrenner																					
	overall	Gender		Age			Region				Fanship				Favorite Team						
		Male	Female	18 - 34	35 - 54	55+	NYC	Suburbs	East	West	Avid	Involved	Casual	Non-fan	NY Yankees	NY Mets	NY Giants	Buffalo Bills	Boston Red Sox	Buffalo Sabres	other
Favorable	34%	40%	28%	35%	33%	34%	40%	36%	33%	22%	60%	35%	35%	17%	57%	26%	41%	21%	7%	30%	23%
Unfavorable	26%	25%	27%	18%	30%	29%	23%	28%	26%	29%	26%	31%	32%	16%	20%	39%	28%	30%	59%	26%	23%
No opinion	40%	36%	45%	47%	37%	37%	38%	36%	41%	49%	13%	35%	33%	67%	24%	35%	31%	48%	33%	44%	54%

c. Roger Clemens																					
	overall	Gender		Age			Region				Fanship				Favorite Team						
		Male	Female	18 - 34	35 - 54	55+	NYC	Suburbs	East	West	Avid	Involved	Casual	Non-fan	NY Yankees	NY Mets	NY Giants	Buffalo Bills	Boston Red Sox	Buffalo Sabres	other
Favorable	28%	31%	24%	32%	25%	27%	29%	24%	36%	26%	37%	35%	29%	15%	44%	24%	21%	15%	12%	37%	22%
Unfavorable	36%	39%	32%	27%	39%	41%	36%	46%	26%	31%	52%	42%	40%	17%	32%	60%	51%	33%	58%	22%	28%
No opinion	37%	29%	43%	41%	36%	32%	35%	30%	38%	44%	11%	23%	31%	68%	24%	16%	27%	52%	31%	41%	50%

d. Andy Pettitte																					
	overall	Gender		Age			Region				Fanship				Favorite Team						
		Male	Female	18 - 34	35 - 54	55+	NYC	Suburbs	East	West	Avid	Involved	Casual	Non-fan	NY Yankees	NY Mets	NY Giants	Buffalo Bills	Boston Red Sox	Buffalo Sabres	other
Favorable	49%	54%	45%	45%	52%	51%	51%	60%	48%	37%	71%	64%	53%	19%	77%	52%	55%	33%	31%	26%	34%
Unfavorable	10%	10%	9%	14%	8%	7%	11%	8%	10%	9%	17%	15%	5%	6%	3%	18%	15%	12%	31%	11%	8%
No opinion	41%	36%	46%	41%	40%	42%	38%	32%	42%	54%	12%	21%	43%	75%	20%	30%	30%	55%	38%	63%	58%

e. Alex Rodriguez																					
	Gender			Age			Region				Fanship				Favorite Team						
	overall	Male	Female	18 - 34	35 - 54	55+	NYC	Suburbs	East	West	Avid	Involved	Casual	Non-fan	NY Yankees	NY Mets	NY Giants	Buffalo Bills	Boston Red Sox	Buffalo Sabres	other
Favorable	52%	60%	45%	55%	53%	49%	58%	55%	50%	42%	75%	65%	59%	21%	72%	59%	55%	33%	22%	44%	42%
Unfavorable	10%	10%	10%	10%	12%	7%	8%	12%	10%	10%	13%	12%	8%	9%	6%	13%	13%	12%	52%	11%	8%
No opinion	39%	30%	45%	35%	36%	43%	34%	33%	40%	47%	12%	23%	33%	70%	22%	29%	32%	55%	26%	44%	50%
f. Isiah Thomas																					
	Gender			Age			Region				Fanship				Favorite Team						
	overall	Male	Female	18 - 34	35 - 54	55+	NYC	Suburbs	East	West	Avid	Involved	Casual	Non-fan	NY Yankees	NY Mets	NY Giants	Buffalo Bills	Boston Red Sox	Buffalo Sabres	other
Favorable	16%	16%	17%	16%	17%	16%	17%	9%	17%	21%	15%	21%	21%	9%	16%	14%	16%	12%	12%	22%	17%
Unfavorable	33%	43%	25%	31%	38%	31%	41%	44%	20%	17%	68%	44%	29%	9%	42%	37%	54%	21%	31%	26%	25%
No opinion	50%	41%	59%	54%	45%	53%	43%	47%	63%	62%	17%	35%	51%	83%	42%	49%	30%	67%	58%	52%	58%
g. James Dolan																					
	Gender			Age			Region				Fanship				Favorite Team						
	overall	Male	Female	18 - 34	35 - 54	55+	NYC	Suburbs	East	West	Avid	Involved	Casual	Non-fan	NY Yankees	NY Mets	NY Giants	Buffalo Bills	Boston Red Sox	Buffalo Sabres	other
Favorable	7%	7%	6%	8%	8%	5%	8%	8%	7%	3%	9%	12%	6%	2%	7%	9%	8%	6%	4%		7%
Unfavorable	21%	30%	13%	19%	24%	21%	30%	32%	5%	3%	46%	28%	17%	5%	25%	30%	32%	3%	15%		18%
No opinion	72%	62%	81%	74%	68%	75%	62%	60%	88%	94%	46%	60%	77%	93%	68%	61%	59%	91%	81%	100%	75%
h. The New York Yankees																					
	Gender			Age			Region				Fanship				Favorite Team						
	overall	Male	Female	18 - 34	35 - 54	55+	NYC	Suburbs	East	West	Avid	Involved	Casual	Non-fan	NY Yankees	NY Mets	NY Giants	Buffalo Bills	Boston Red Sox	Buffalo Sabres	other
Favorable	67%	65%	68%	64%	67%	69%	70%	70%	68%	58%	72%	71%	76%	51%	99%	49%	69%	58%	19%	58%	55%
Unfavorable	16%	17%	16%	19%	16%	14%	15%	13%	16%	20%	23%	18%	14%	12%		33%	19%	24%	73%	23%	16%
No opinion	17%	18%	16%	17%	17%	17%	15%	18%	16%	21%	5%	11%	10%	36%	1%	17%	13%	18%	8%	19%	28%
i. The New York Mets																					
	Gender			Age			Region				Fanship				Favorite Team						
	overall	Male	Female	18 - 34	35 - 54	55+	NYC	Suburbs	East	West	Avid	Involved	Casual	Non-fan	NY Yankees	NY Mets	NY Giants	Buffalo Bills	Boston Red Sox	Buffalo Sabres	other
Favorable	57%	55%	58%	53%	58%	61%	60%	63%	57%	46%	64%	66%	64%	37%	56%	99%	64%	45%	41%	26%	49%
Unfavorable	13%	17%	9%	18%	13%	8%	15%	15%	12%	9%	24%	15%	13%	6%	24%		20%	9%	4%	22%	9%
No opinion	30%	27%	32%	29%	30%	31%	25%	22%	31%	45%	12%	19%	23%	56%	19%	1%	16%	45%	56%	52%	43%
j. The Boston Red Sox																					
	Gender			Age			Region				Fanship				Favorite Team						
	overall	Male	Female	18 - 34	35 - 54	55+	NYC	Suburbs	East	West	Avid	Involved	Casual	Non-fan	NY Yankees	NY Mets	NY Giants	Buffalo Bills	Boston Red Sox	Buffalo Sabres	other
Favorable	34%	35%	34%	24%	38%	41%	31%	29%	38%	43%	34%	42%	39%	22%	27%	49%	32%	41%	93%	41%	30%
Unfavorable	31%	36%	27%	43%	28%	24%	33%	42%	36%	17%	56%	34%	32%	15%	54%	23%	41%	18%		22%	21%
No opinion	34%	29%	39%	32%	35%	35%	36%	29%	26%	40%	10%	24%	29%	63%	19%	28%	27%	41%	7%	37%	49%

4. Regardless of how much of a sports fan you are, which spectator sport would you say is your favorite?

	Gender			Age			Region				Fanship				Favorite Team						
	overall	Male	Female	18 - 34	35 - 54	55+	NYC	Suburbs	East	West	Avid	Involved	Casual	Non-fan	NY Yankees	NY Mets	NY Giants	Buffalo Bills	Boston Red Sox	Buffalo Sabres	other
Football	23%	29%	18%	26%	24%	21%	20%	22%	30%	26%	33%	34%	18%	13%	12%	7%	81%	65%	15%	8%	26%
Baseball	30%	25%	34%	29%	30%	30%	30%	43%	30%	17%	41%	27%	35%	21%	62%	67%	4%	3%	37%	4%	8%
Basketball	15%	14%	16%	19%	11%	15%	17%	9%	14%	17%	12%	17%	15%	15%	8%	2%	3%	0	26%	8%	34%
Hockey	7%	8%	6%	7%	9%	4%	3%	7%	6%	13%	9%	8%	7%	5%	4%	2%	1%	0	4%	77%	9%
Tennis	4%	2%	6%	2%	6%	5%	4%	6%	4%	3%	1%	2%	6%	6%	3%	5%	3%	6%	4%	4%	2%
Soccer	4%	6%	3%	7%	4%	2%	6%	4%	1%	2%	2%	4%	3%	8%	4%	2%	0	0	4%	0	5%
Nascar/Auto Racing	4%	3%	4%	2%	4%	4%	1%	1%	5%	9%	1%	3%	6%	4%	2%	3%	0	12%	0	0	5%
Other	8%	7%	9%	5%	8%	12%	10%	5%	6%	7%	2%	4%	8%	15%	2%	9%	7%	10%	4%	0	9%
None	5%	5%	5%	4%	5%	5%	8%	2%	4%	3%				3%	3%	1%	3%	7%	0	2%	

5. Considering all teams in all sports, what one team would you say is your favorite?

	Gender			Age			Region				Fanship				Favorite Team						
	overall	Male	Female	18 - 34	35 - 54	55+	NYC	Suburbs	East	West	Avid	Involved	Casual	Non-fan	NY Yankees	NY Mets	NY Giants	Buffalo Bills	Boston Red Sox	Buffalo Sabres	other
NY Yankees	27%	25%	30%	29%	26%	27%	31%	35%	29%	13%	33%	25%	36%	19%							
NY Mets	12%	9%	14%	9%	13%	13%	13%	20%	6%	5%	12%	15%	14%	7%							
NY Giants	9%	12%	6%	10%	9%	7%	9%	12%	15%	4%	16%	10%	9%	3%							
Buffalo Bills	4%	4%	4%	3%	5%	5%			4%	15%	3%	5%	3%	4%							
Boston Red Sox	3%	3%	4%	3%	3%	3%	2%	3%	6%	6%	5%	3%	2%	4%							
Buffalo Sabres	3%	5%	2%	3%	4%	3%				13%	5%	5%	3%	2%							
other	29%	33%	25%	31%	31%	25%	32%	22%	27%	31%	23%	34%	26%	30%							
None	13%	10%	15%	13%	9%	17%	14%	9%	13%	13%	4%	3%	8%	31%							

6. I'm going to make a series of statements about events occurring in the sports world. For each please tell me whether you strongly agree, agree, neither agree nor disagree, disagree, strongly disagree or whether you do not know enough about the issue to have an opinion.

a. Roger Clemens is telling the truth. I do not believe he used performance enhancing drugs.

	Gender			Age			Region				Fanship				Favorite Team						
	overall	Male	Female	18 - 34	35 - 54	55+	NYC	Suburbs	East	West	Avid	Involved	Casual	Non-fan	NY Yankees	NY Mets	NY Giants	Buffalo Bills	Boston Red Sox	Buffalo Sabres	other
Strongly agree	2.7%	3%	3%	4%	2%	2%	3%	2%	5%	2%	4%	3%	2%	2%	4%	1%				4%	3%
Agree	8.9%	8%	10%	12%	5%	11%	9%	8%	7%	10%	5%	10%	12%	7%	12%	6%	7%	15%	4%	4%	8%
<b>TOTAL AGREE</b>	<b>11.6%</b>	<b>11%</b>	<b>12%</b>	<b>16%</b>	<b>7%</b>	<b>13%</b>	<b>12%</b>	<b>10%</b>	<b>12%</b>	<b>12%</b>	<b>9%</b>	<b>13%</b>	<b>14%</b>	<b>9%</b>	<b>16%</b>	<b>8%</b>	<b>7%</b>	<b>15%</b>	<b>4%</b>	<b>8%</b>	<b>12%</b>
Neither agree nor disagree	7.2%	6%	8%	6%	9%	6%	7%	5%	9%	9%	6%	6%	9%	7%	8%	4%	3%	12%	7%	12%	8%
disagree	32.4%	32%	32%	34%	30%	33%	35%	34%	28%	28%	40%	36%	36%	21%	39%	30%	37%	30%	22%	15%	30%
Strongly disagree	21.8%	27%	17%	19%	26%	20%	22%	27%	19%	19%	38%	27%	22%	8%	16%	41%	33%	15%	33%	38%	16%
<b>TOTAL DISAGREE</b>	<b>54.2%</b>	<b>59%</b>	<b>50%</b>	<b>53%</b>	<b>56%</b>	<b>53%</b>	<b>57%</b>	<b>61%</b>	<b>47%</b>	<b>47%</b>	<b>77%</b>	<b>63%</b>	<b>58%</b>	<b>30%</b>	<b>55%</b>	<b>71%</b>	<b>70%</b>	<b>45%</b>	<b>56%</b>	<b>54%</b>	<b>46%</b>
No opinion	27.1%	24%	30%	25%	28%	28%	24%	25%	32%	32%	8%	18%	19%	54%	21%	17%	20%	27%	33%	27%	34%

b. If the New England Patriots broke the rules and videotaped their opponents practice session, they should have their championship taken away.

	Gender			Age			Region				Fanship				Favorite Team						
	overall	Male	Female	18 - 34	35 - 54	55+	NYC	Suburbs	East	West	Avid	Involved	Casual	Non-fan	NY Yankees	NY Mets	NY Giants	Buffalo Bills	Boston Red Sox	Buffalo Sabres	other
Strongly agree	11.9%	9%	14%	15%	13%	7%	12%	12%	12%	11%	15%	13%	12%	9%	11%	15%	10%	12%	4%	25%	12%
Agree	28.0%	24%	32%	29%	27%	28%	25%	28%	34%	30%	22%	32%	27%	28%	28%	33%	30%	27%	30%	36%	26%
<b>TOTAL AGREE</b>	<b>39.9%</b>	<b>34%</b>	<b>46%</b>	<b>44%</b>	<b>40%</b>	<b>36%</b>	<b>37%</b>	<b>40%</b>	<b>46%</b>	<b>41%</b>	<b>36%</b>	<b>45%</b>	<b>40%</b>	<b>37%</b>	<b>39%</b>	<b>48%</b>	<b>40%</b>	<b>39%</b>	<b>33%</b>	<b>61%</b>	<b>38%</b>
Neither agree nor disagree	5.8%	6%	5%	7%	5%	5%	6%	3%	9%	7%	6%	5%	8%	5%	8%	3%	7%	12%		4%	5%
disagree	27.4%	36%	20%	25%	28%	30%	30%	24%	16%	30%	40%	31%	30%	15%	33%	22%	31%	36%	22%	21%	25%
Strongly disagree	5.8%	10%	2%	6%	6%	5%	4%	9%	5%	7%	13%	8%	3%	2%	4%	5%	7%	3%	26%	4%	6%
<b>TOTAL DISAGREE</b>	<b>33.2%</b>	<b>46%</b>	<b>22%</b>	<b>32%</b>	<b>33%</b>	<b>35%</b>	<b>34%</b>	<b>33%</b>	<b>21%</b>	<b>37%</b>	<b>53%</b>	<b>39%</b>	<b>33%</b>	<b>17%</b>	<b>37%</b>	<b>27%</b>	<b>39%</b>	<b>39%</b>	<b>48%</b>	<b>25%</b>	<b>30%</b>
No opinion	21.1%	15%	27%	17%	21%	24%	23%	24%	24%	14%	5%	11%	20%	41%	16%	22%	14%	9%	19%	11%	27%

c. I wish they weren't tearing down Yankee Stadium																					
	Gender			Age			Region				Fanship				Favorite Team						
	overall	Male	Female	18 - 34	35 - 54	55+	NYC	Suburbs	East	West	Avid	Involved	Casual	Non-fan	NY Yankees	NY Mets	NY Giants	Buffalo Bills	Boston Red Sox	Buffalo Sabres	other
Strongly agree	14.9%	15%	15%	15%	16%	14%	16%	15%	17%	12%	26%	14%	16%	9%	25%	14%	14%	9%	7%	28%	8%
Agree	31.6%	29%	34%	35%	30%	29%	32%	34%	34%	28%	27%	33%	37%	28%	36%	29%	35%	25%	22%	8%	32%
<b>TOTAL AGREE</b>	<b>46.5%</b>	<b>44%</b>	<b>49%</b>	<b>50%</b>	<b>46%</b>	<b>43%</b>	<b>48%</b>	<b>49%</b>	<b>51%</b>	<b>40%</b>	<b>53%</b>	<b>46%</b>	<b>54%</b>	<b>36%</b>	<b>62%</b>	<b>43%</b>	<b>49%</b>	<b>34%</b>	<b>30%</b>	<b>36%</b>	<b>40%</b>
Neither agree nor disagree	9.9%	11%	9%	12%	10%	8%	10%	10%	11%	9%	14%	11%	9%	8%	7%	14%	6%	13%	15%	8%	11%
disagree	14.6%	18%	11%	17%	13%	14%	21%	12%	7%	9%	20%	14%	14%	11%	15%	15%	19%	9%	4%	24%	14%
Strongly disagree	3.2%	4%	3%	2%	5%	3%	3%	3%	1%	4%	4%	4%	3%	3%	2%	4%		3%	7%		4%
<b>TOTAL DISAGREE</b>	<b>17.8%</b>	<b>22%</b>	<b>14%</b>	<b>19%</b>	<b>18%</b>	<b>17%</b>	<b>24%</b>	<b>15%</b>	<b>9%</b>	<b>13%</b>	<b>24%</b>	<b>18%</b>	<b>17%</b>	<b>14%</b>	<b>18%</b>	<b>20%</b>	<b>19%</b>	<b>13%</b>	<b>11%</b>	<b>24%</b>	<b>18%</b>
No opinion	25.8%	23%	28%	19%	26%	33%	18%	25%	29%	37%	9%	24%	20%	42%	14%	23%	26%	41%	44%	32%	31%

d. No athlete that used steroids or other drugs like steroids should be inducted into their sport's Hall of Fame.																					
	Gender			Age			Region				Fanship				Favorite Team						
	overall	Male	Female	18 - 34	35 - 54	55+	NYC	Suburbs	East	West	Avid	Involved	Casual	Non-fan	NY Yankees	NY Mets	NY Giants	Buffalo Bills	Boston Red Sox	Buffalo Sabres	other
Strongly agree	19%	18%	20%	17%	23%	17%	18%	19%	22%	19%	20%	20%	21%	16%	20%	18%	23%	24%	22%	37%	16%
Agree	43.6%	39%	48%	51%	38%	44%	43%	46%	49%	41%	33%	40%	48%	48%	46%	47%	43%	32%	44%	22%	44%
<b>TOTAL AGREE</b>	<b>62.6%</b>	<b>57%</b>	<b>68%</b>	<b>68%</b>	<b>60%</b>	<b>61%</b>	<b>60%</b>	<b>65%</b>	<b>72%</b>	<b>60%</b>	<b>53%</b>	<b>60%</b>	<b>69%</b>	<b>64%</b>	<b>66%</b>	<b>65%</b>	<b>66%</b>	<b>56%</b>	<b>67%</b>	<b>59%</b>	<b>60%</b>
Neither agree nor disagree	7.8%	9%	7%	8%	8%	7%	7%	5%	14%	9%	8%	11%	8%	5%	9%	4%	6%	9%	11%	15%	8%
disagree	16.7%	23%	11%	12%	22%	15%	19%	18%	6%	15%	27%	19%	14%	11%	19%	18%	13%	24%	15%	19%	15%
Strongly disagree	3.1%	3%	3%	5%	2%	3%	4%	3%	1%	3%	8%	1%	4%	2%	1%	5%	7%	3%			4%
<b>TOTAL DISAGREE</b>	<b>19.8%</b>	<b>26%</b>	<b>14%</b>	<b>17%</b>	<b>24%</b>	<b>18%</b>	<b>23%</b>	<b>20%</b>	<b>7%</b>	<b>19%</b>	<b>34%</b>	<b>20%</b>	<b>18%</b>	<b>13%</b>	<b>20%</b>	<b>24%</b>	<b>20%</b>	<b>26%</b>	<b>15%</b>	<b>19%</b>	<b>19%</b>
No opinion	9.8%	8%	11%	7%	8%	13%	9%	9%	7%	12%	5%	9%	5%	18%	6%	7%	9%	9%	7%	7%	14%

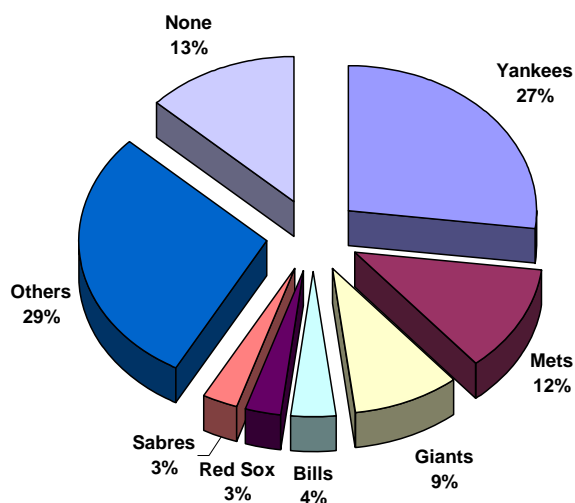
  

e. I don't really care if professional athletes use performance enhancing drugs.																					
	Gender			Age			Region				Fanship				Favorite Team						
	overall	Male	Female	18 - 34	35 - 54	55+	NYC	Suburbs	East	West	Avid	Involved	Casual	Non-fan	NY Yankees	NY Mets	NY Giants	Buffalo Bills	Boston Red Sox	Buffalo Sabres	other
Strongly agree	4.1%	4%	4%	4%	5%	3%	4%	5%	6%	2%	8%	4%	4%	3%	4%	5%	4%			4%	4%
Agree	12.3%	14%	11%	14%	12%	11%	15%	12%	4%	11%	15%	12%	7%	16%	13%	6%	9%	9%	12%	11%	15%
<b>TOTAL AGREE</b>	<b>16.4%</b>	<b>18%</b>	<b>15%</b>	<b>18%</b>	<b>17%</b>	<b>14%</b>	<b>19%</b>	<b>18%</b>	<b>10%</b>	<b>13%</b>	<b>22%</b>	<b>16%</b>	<b>11%</b>	<b>18%</b>	<b>17%</b>	<b>12%</b>	<b>13%</b>	<b>9%</b>	<b>12%</b>	<b>14%</b>	<b>19%</b>
Neither agree nor disagree	3.6%	3%	4%	7%	2%	2%	5%	3%	4%	2%	3%		5%	6%	5%	6%	4%				3%
disagree	48.1%	46%	50%	54%	43%	49%	45%	46%	52%	53%	41%	52%	54%	43%	55%	49%	41%	70%	50%	57%	41%
Strongly disagree	25.5%	29%	23%	16%	33%	26%	23%	29%	28%	25%	33%	30%	27%	15%	21%	30%	40%	18%	35%	25%	24%
<b>TOTAL DISAGREE</b>	<b>73.6%</b>	<b>75%</b>	<b>73%</b>	<b>70%</b>	<b>77%</b>	<b>76%</b>	<b>68%</b>	<b>75%</b>	<b>80%</b>	<b>78%</b>	<b>74%</b>	<b>82%</b>	<b>82%</b>	<b>58%</b>	<b>76%</b>	<b>80%</b>	<b>81%</b>	<b>88%</b>	<b>85%</b>	<b>82%</b>	<b>66%</b>
No opinion	6.3%	4%	8%	6%	5%	8%	8%	4%	6%	6%	1%	2%	2%	17%	3%	2%	1%	3%	4%	4%	12%

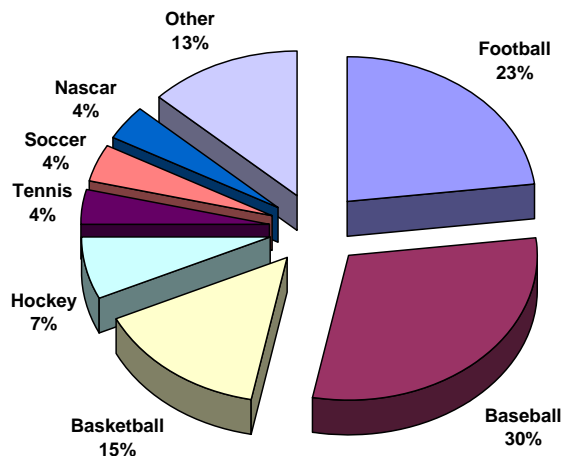
f. I believe it is appropriate for the government to investigate the use of performance enhancing drugs among professional																					
	overall	Gender		Age			Region				Fanship				Favorite Team						
		Male	Female	18 - 34	35 - 54	55+	NYC	Suburbs	East	West	Avid	Involved	Casual	Non-fan	NY Yankees	NY Mets	NY Giants	Buffalo Bills	Boston Red Sox	Buffalo Sabres	other
Strongly agree	12.8%	11%	14%	14%	15%	9%	13%	16%	12%	9%	14%	15%	10%	12%	14%	15%	14%	6%	4%	23%	12%
Agree	39.3%	40%	39%	46%	35%	38%	41%	34%	37%	42%	33%	43%	42%	37%	35%	41%	43%	56%	35%	42%	39%
<b>TOTAL AGREE</b>	<b>52.1%</b>	<b>51%</b>	<b>53%</b>	<b>61%</b>	<b>50%</b>	<b>47%</b>	<b>55%</b>	<b>50%</b>	<b>49%</b>	<b>51%</b>	<b>47%</b>	<b>59%</b>	<b>52%</b>	<b>49%</b>	<b>49%</b>	<b>56%</b>	<b>57%</b>	<b>62%</b>	<b>38%</b>	<b>65%</b>	<b>51%</b>
Neither agree nor disagree	5.2%	6%	4%	6%	5%	4%	5%	5%	6%	4%	6%	2%	7%	6%	5%	5%	6%	9%	4%	4%	5%
disagree	25.1%	25%	26%	19%	27%	30%	24%	28%	28%	23%	30%	23%	25%	24%	32%	30%	23%	18%	35%	8%	22%
Strongly disagree	11.6%	14%	10%	9%	14%	12%	9%	12%	10%	16%	15%	14%	11%	8%	11%	7%	11%	6%	19%	19%	13%
<b>TOTAL DISAGREE</b>	<b>36.7%</b>	<b>38%</b>	<b>35%</b>	<b>28%</b>	<b>41%</b>	<b>41%</b>	<b>32%</b>	<b>41%</b>	<b>38%</b>	<b>40%</b>	<b>45%</b>	<b>37%</b>	<b>36%</b>	<b>32%</b>	<b>43%</b>	<b>37%</b>	<b>34%</b>	<b>24%</b>	<b>54%</b>	<b>27%</b>	<b>34%</b>
No opinion	6.1%	5%	7%	5%	4%	7%	7%	4%	6%	5%	2%	2%	5%	13%	4%	1%	3%	6%	4%	4%	10%



**Favorite Team: Percentage of NY'ers**



**Favorite Sport: Percentage of NY'ers**



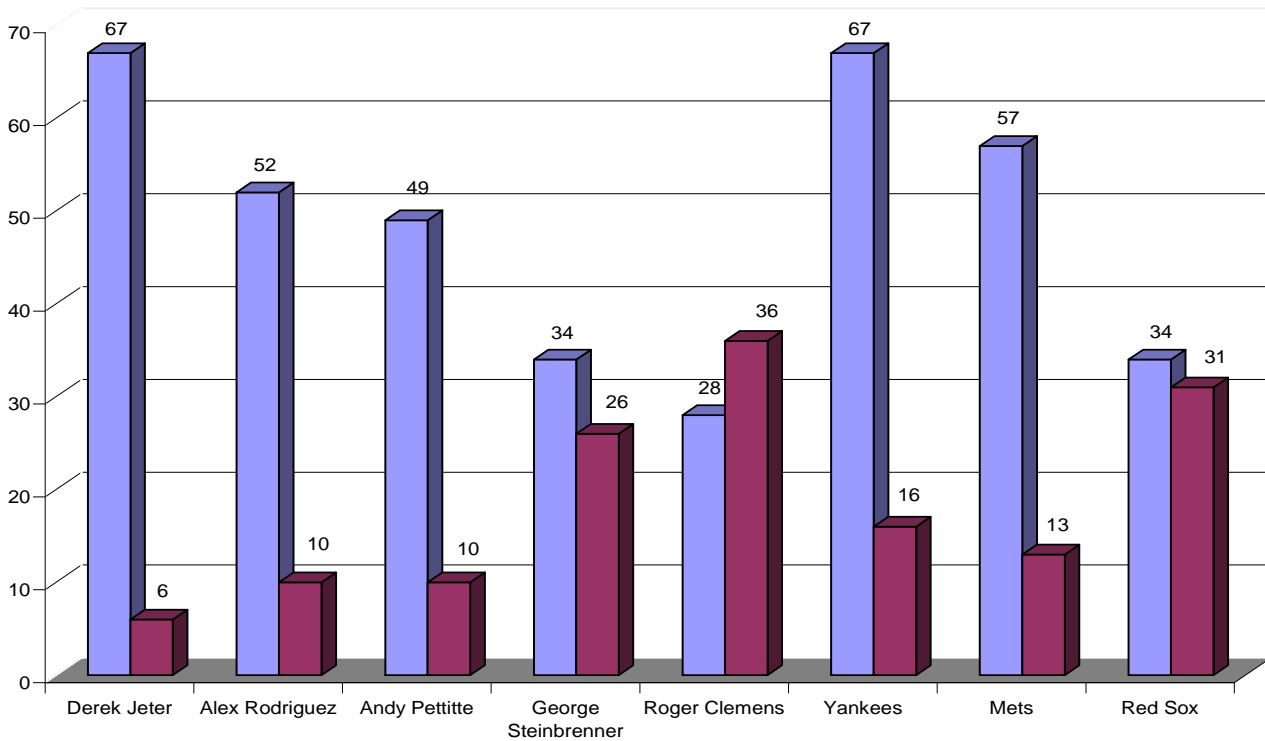
The Mets trail the Yanks in not only devoted fans but also in overall favorability with a 57% positive rating but the Mets do have a lower negative rating, 13%, as compared with the 16% unfavorable scored by the Yanks. Yankee fans see the Mets more positively at 56% than the Mets fans feel towards the Yanks. And the World Series champ Red Sox manage a plurality of positive support with a 34% to 31% favorable to unfavorable. Both Yankee fans (54% to 27%) and New York Giant fans (41% to 32%) have a negative opinion of the Sox.

Derek Jeter, the Yankee captain, is seen favorably by 67% of all New Yorkers and 88% of Yankee fans. He even manages a net positive rating from Red Sox fans (44% to 30%). Alex Rodriguez coming off an MVP season gets a positive rating of 52% to 10% statewide, 72% to 6% with Yankee fans and a “boo-like” unfavorable rating from Red Sox fans of 52% to 22%. Andy Pettitte is seen favorably by 49% to 10% of New Yorkers and retains a 77% to 3% positive ranking among Yankee fans. George Steinbrenner, the “Boss”, manages an overall positive ranking of 34% to 26% despite negative ratings from Red Sox, Mets and Bills fans.

“Fans, from avid to casual and even some that hardly follow the games form strong opinions about the celebrities in sports,” according to Dr. Levy. “While Clemens is losing his support, Pettitte seems to have come out of the recent investigations with strong fan respect. A-Rod has rallied among Yankee fans while Steinbrenner continues to get mixed reviews.”

Among all New Yorkers, baseball, America’s pastime, remains the favorite sport at 30%. Football is the preferred sport of 23% of respondents followed by basketball (15%) and hockey (7%). Men choose football as their top pick over baseball, 29% to 25% while women like baseball over football by a much larger margin 34% to 18%. Western upstate again is different from other areas with football the top selection at 26% of all western NY’ers followed closely by baseball, basketball and hockey. Smaller but sizable groups of New Yorkers cite tennis (4%), soccer (4%) and Nascar (4%) as their favorite sport.

### Favorability of Sport Personalities and Teams Among NYer's



Overall, New Yorkers wish Yankee Stadium was not being torn down, 47% to 18%. In addition to supporting congressional intervention into sports to investigate drug use, banning steroid users from sports' enshrinement (63% to 20%), respondents by a small plurality, 40% to 33% would strip the Patriots of their championships if it were shown that they broke rules by videotaping opponents' practices.

New Yorkers fall into four different fanship categories based on how frequently they watch, listen to, read and talk about sports. Avid fans (16% of all fans), those that engage in fanship activities on a daily basis are most inclined to disbelieve Clemens but simultaneously least in favor of taking championships away from the New England Patriots if they broke rules about videotaping opponents. Involved fans (28%), those that make sure they know how their teams are doing but do not practice fanship with the same zeal as Avid fans, are most supportive of Congressional intervention into drug use in sports. Casual fans (27%), those that may move in and out of watching and tracking sports but still have a team and favorites, scored highest (69%) on refusing enshrinement to drug users. And Non-fans (29%) those that do not actively follow sports and only occasionally see a game on TV, may have fewer opinions on sports but still rank the Yankees as their clear favorite.

The Siena Research Institute NY Sports Poll was conducted from February 28 – March 6, 2008 by random telephone calls to 802 New York State residents over the age of 18. Respondent data was weighted to meet census demographics. The margin of error at a 95% confidence level is +/-3.5 points. The four categories of Avid, Involved, Casual and Non-fans were statistically determined by submitting all responses to the eight questions about fanship activities to cluster analysis. For more information or comments, please call Dr. Don Levy, Director Siena Research Institute or visit: [www.siena.edu/sri/sportsfanship03\\_08](http://www.siena.edu/sri/sportsfanship03_08).